

"RP" SERIES

PARTS LIST

(VERSION: August, 2002)

RISO KAGAKU CORPORATION

MACHINE MODELS

Refer to the chart below for the "Remark" column in this parts list.

The "REF" alphabets in the chart below is marked in the "Remark" column within the parts list where applicable.

Area & Voltage	Model Name	Dpi	REF
America 100 volts	RP3790I/3700I , S3700I	600	I
	RP3590UI/3500UI	400	UI
	RP3100UI	300	UI
America 200 volts	RP3590UP/3500UP	400	UP
	RP3100UP	300	UP
Europe 100 volts	RP3590EN/3500EN	400	EN
	RP3100EN	300	EN
Europe 200 volts	RP3790P/3700P	600	P
	RP3590EP/3500EP	400	EP
	RP3100EP	300	EP
Asia 100 volts	RP3790N/3700N	600	N
	RP3590AN/3500AN	400	AN
	RP3100AN	300	AN
Asia 200 volts	RP3790/3700W	600	W
	RP3790/3700C	600	C
	RP3590/3500AW	400	AW
	RP3590/3500C	400	C
	RP3100AW	300	AW
	RP3100C	300	C

Version: August 2002

I. PARTS LIST

	<u>Page No.</u>
Fig.1 Main Body Area	2
Fig.2 Scraper Area	4
Fig.3 Elevator - Safety SW Area	6
Fig.4 Paper - Feed Tray	8
Fig.5 Drive Mechanism Area (1)	10
Fig.6 Drive Mechanism Area (2)	12
Fig.7 Drive Mechanism Area (3)	14
Fig.8 Roller System Area (3700/3500/3100)	16
Fig.9 Stripper Unit (3590/3790)	18
Fig.10 Drum (1) Area	21
Fig.11 Drum (2) - Screen Area	23
Fig.12 Drum (3) - Squeegee Area	25
Fig.13 Drum (4) - Squeegee Area	27
Fig.14 Drum - Rail Area	29
Fig.15 Clamp Area	31
Fig.16 Separator Area	33
Fig.17 Suction Area	35
Fig.18 Paper Receiving Tray Area (3700/3500/3100)	37
Fig.19 Master Making Area (1)	39
Fig.20 Master Making Area (2)	41
Fig.21 Master Making Area (3)	43
Fig.22 Master-Removal Area (1)	45
Fig.23 Master-Removal Area (2)	47
Fig.24 Master-Removal Area (3)	49
Fig.25 Electrical Component Area (1)	51
Fig.26 Electrical Component Area (2)	53
Fig.27 Electrical Component Area (3)	55
Fig.28 Electrical Component Area (4)	57
Fig.29 Electrical Component Area (5) Panel	59
Fig.30 Scanner Area (1) 600dpi	61
Fig.31 Scanner Area (1) 400dpi	63
Fig.32 Scanner Area (1) 300dpi	65
Fig.33 Scanner Area (2) 600/400dpi	67
Fig.34 Scanner Area (2) 300dpi	69
Fig.35 Flat Bed Area	71
Fig.36 Stage Cover Area	73
Fig.37 Exterior Cover Area	75
Index.....	77

II. PARTS LIST

Special Paper Feed Kit (S-3664)I-1

Multi-Tray Paper Feeder

Fig.1 Multi -Tray Unit (1).II-2
Fig.2 Multi-Tray Unit (2)II-4
Fig.3 Multi-Tray Unit (3)II-6
Fig.4 Multi-Tray Unit (4) II-8
Fig.5 Multi-Tray Unit (5)II-10
Fig.6 Multi-Tray Unit (6)II-12
Fig.7 Multi-Tray Unit (7)II-14

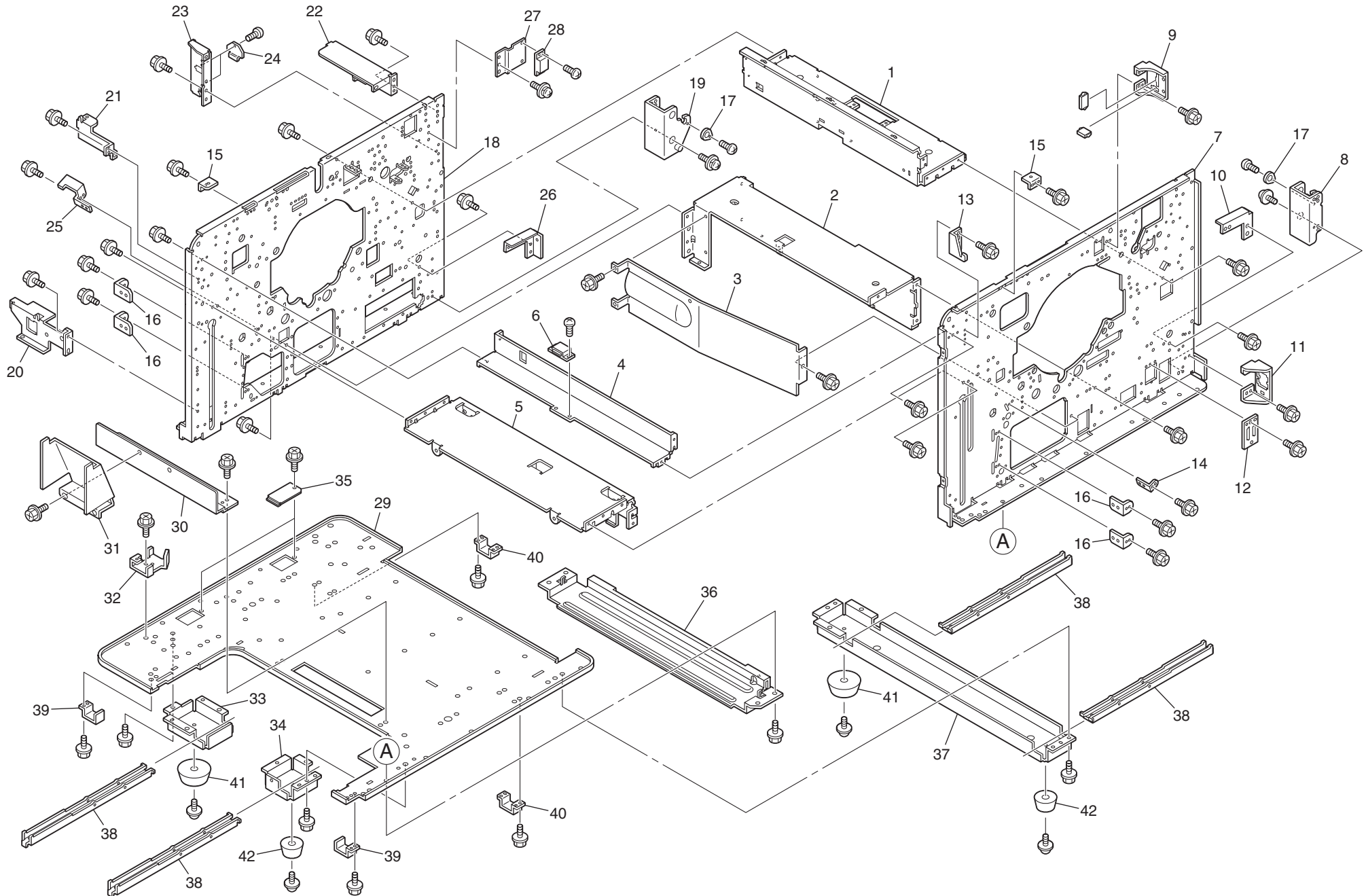
Index

Auto Control Stacking Tray

Fig.1 Auto Control Stacking Tray (1)III-2
Fig.2 Auto Control Stacking Tray (2)III-4
Fig.3 Auto Control Stacking Tray (3)III-6

Index

Fig.1 MAIN BODY AREA



1-2

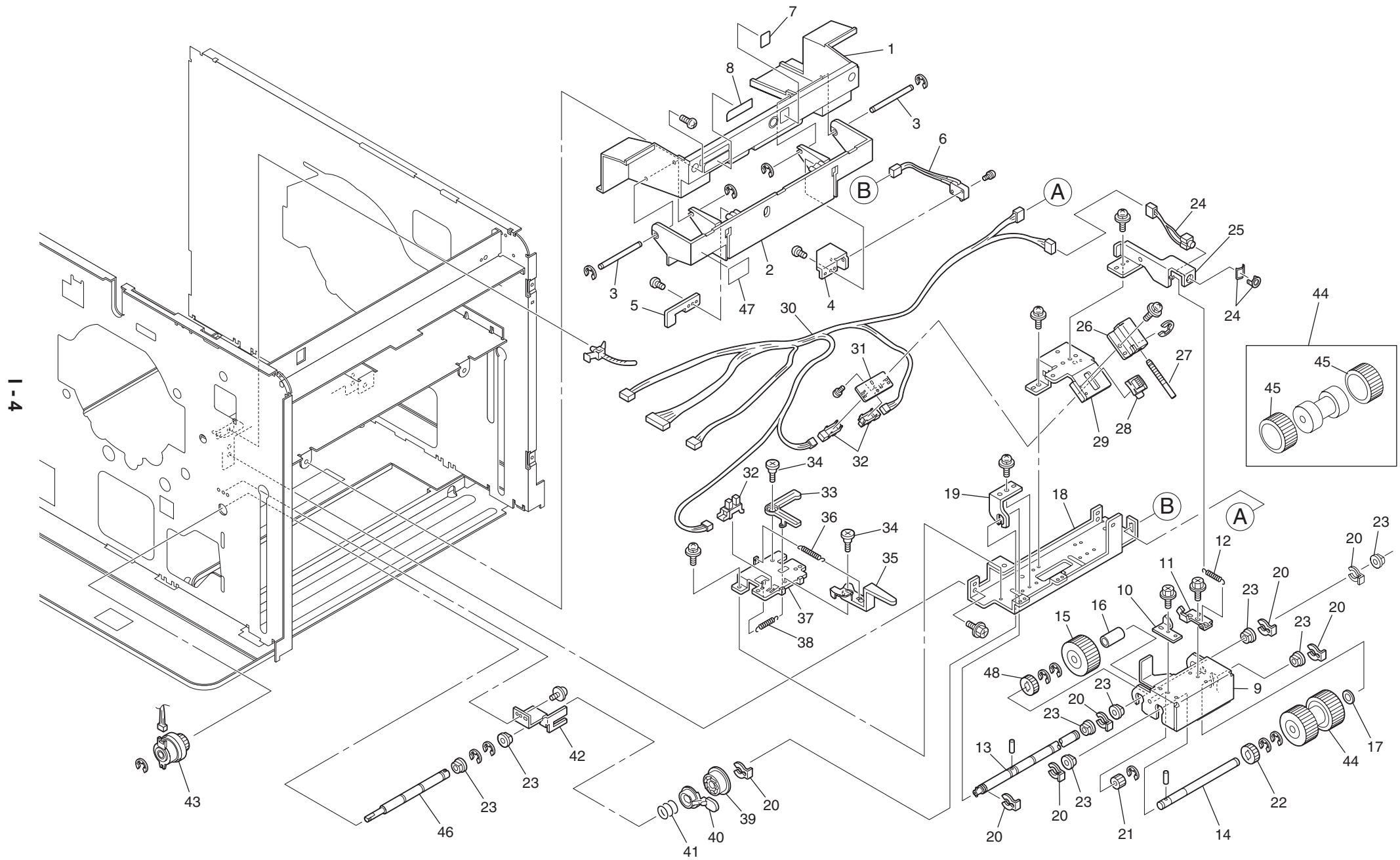
Fig 1 MAIN BODY AREA

No.	Part No.	Part Name	Q'ty	Remark
1	030-11130-100	Master Making Stay	1	
2	030-11112-004	Main Stay	1	
3	030-11128-008	Reinforce Plate	1	
4	030-11113-000	Master Disposal Stay	1	
5	030-11115-003	Paper Feeding Stay	1	
6	660-05007-004	Magnet Catch; MC0097B	1	
7	030-11106-403	Front Frame Plate	1	
8	030-15260-008	Set Plate F; P.-Rcv.-T	1	3700/3500/3100
9	030-11446-000	Junction Plate Upper; Connector	1	
10	030-15253-001	Fix Plate F; Frame Plate	1	
11	030-11412-008	Bracket; Power SW	1	
12	030-11341-003	Junction Plate; Connector	1	
13	030-14230-008	Bracket F; Elevator Spring	1	
14	030-14334-008	Guide Plate Stay B	1	
15	030-19502-006	Bracket; Master Disposal	2	
16	030-14333-001	Guide Plate Stay A	4	
17	019-13119-106	Lock Plate; P.-Rcv.-T	2	3700/3500/3100
18	030-11105-300	Rear Frame Plate	1	
19	030-15261-004	Set Plate R; P.-Rcv.-T	1	3700/3500/3100
20	030-11308-006	Bracket A; PCB	1	
21	030-11309-002	Bracket B; PCB	1	
22	030-11311-007	Bracket D; PCB	1	
23	030-11338-002	Connector Bracket B; RP-A3	1	
24	017-17222-101	Blind Plate C; Connector	1	
25	030-14336-000	Clutch Stay	1	
26	030-15254-008	Fix Plate R; Frame Plate	1	
27	030-15278-101	Bracket; Magnet Catch; P.-Rcv.-T	1	3700/3500/3100
28	660-05000-018	Magnet Catch; SM-50P	1	3700/3500/3100
29	030-11110-400	Bottom Frame Plate	1	
30	030-14475-000	Bracket; Cover	1	3700/3500/3100

1-3

No.	Part No.	Part Name	Q'ty	Remark
31	021-14031-006	Rear Cover; Stripper Unit	1	3700/3500/3100
32	030-14467-008	Junction Plate B	1	
33	030-11109-003	Bottom Stay A	1	
34	030-11111-008	Bottom Stay B	1	
35	030-11139-000	Cover; Harness	2	3700/3500/3100
36	030-11129-101	Relief Plate	1	
37	030-11127-109	Bottom Stay C	1	
38	030-11125-203	Carrying Bar	4	
39	030-11121-003	Lock Plate B; Carrying Bar	2	
40	030-11120-007	Lock Plate A; Carrying Bar	2	
41	660-01008-103	Rubber Foot; R	2	
42	660-01009-100	Rubber Foot; F	2	

Fig.2 SCRAPER AREA



1-4

Fig 2 SCRAPER AREA

1-5

No.	Part No.	Part Name	Q'ty	Remark
	030-94340-054	Paper Feed Cover;ASSY	1	
1	030-14320-104	*Paper Feed Cover	1	
2	030-14321-100	*Scrapor Cover	1	
3	030-14329-004	*Shaft; Scrapor Cover	2	
4	030-14327-001	*Plate F; Scrapor Cover	1	
5	030-14328-008	*Plate R; Scrapor Cover	1	
6	030-51059-106	*Safety SW; P.-F.-T. Upper	1	
7	030-04034-006	Seal; P.-F.-T. Down	1	
8	550-21172-005	Seal; P.-FEED PRESSURE	1	I,W,N,EN,UI,AW,AN
8	550-21173-001	Seal; P.-FEED PRESSURE ; PIC	1	C,P,EP,UP
9	030-14312-209	Scrapor Ass'y	1	
10	030-14384-005	DET. PLATE; UPPER LIMIT; STD.	1	
11	030-14385-001	DET. PLATE; UPPER LIMIT; CRD	1	
12	030-14373-100	SCRAPER SPRING	1	
13	030-14311-407	Pickup Roller Shaft	1	
14	030-14325-408	Scrapor Shaft	1	
15	003-26306-304	PICK-UP ROLLER	1	
16	634-10402-000	COLLAR; 10X34.5	1	
17	638-90000-012	WASHER; 18X10.4X0.4	1	
18	030-14315-208	First Paper Feed Stay	1	
19	030-14372-007	SUPPORT; PICK UP ROLLER SHAFT	1	
20	019-11812-106	LOCK RING	7	
21	612-11101-104	GEAR; M0.8X18X11	1	
22	612-11300-000	GEAR: M0.8X34X8.5	1	
23	607-16001-000	METAL; F10X15/14X6; 18X2	8	
24	021-51029-208	PUSH BUTTON SW ASS'Y	1	
25	030-14318-100	Bracket; Elevator Button	1	
26	030-14342-108	Support Plate B; Upper Limit	1	
27	030-14346-103	Upper Limit Adj. Screw	1	
28	030-14347-002	Base; Upper Limit Adj. Screw	1	
29	030-14341-101	Support Plate A; Upper Limit	1	
30	030-51062-107	Harness; P.-F. Upper	1	
31	030-14319-009	Bracket; Upper Limit Sensor	1	

No.	Part No.	Part Name	Q'ty	Remark
32	444-30000-109	SENSOR; GP1A73A	3	
33	020-11813-006	ARM; P.-F. PRESSURE ADJ.	1	
34	635-17824-005	STEPPED SCREW; F8X2.3; M4X4.4	2	
35	030-14317-006	P.-F. Pressure Adj. Lever	1	
36	020-11812-000	SPRING A; P.-F. PRESSURE ADJ.	1	
37	020-11830-105	Bracket; P.-F. Pressure Adj. Lever	1	
38	020-11811-100	SPRING B; P.-F. PRESSURE ADJ.	1	
39	030-14350-003	One-way Core	1	
40	030-14351-000	Paper Release Lever	1	
41	030-14353-100	Spring; Paper Release Lever	1	
42	030-14352-200	Plate; Rotation Stopper	1	
43	020-65009-300	P-F;Clutch	1	
44	030-14374-107	W Scrapor	1	
45	035-14303-001	*Rubber Roller; Pickup	2	
46	030-14386-008	Shaft; P.-F. Clutch	1	
47	030-04105-000	SEAL; Paper Jam	1	
48	612-11200-005	GEAR; M0.8x29x8.5	1	

Fig.3 ELEVATOR - SAFETY SW AREA

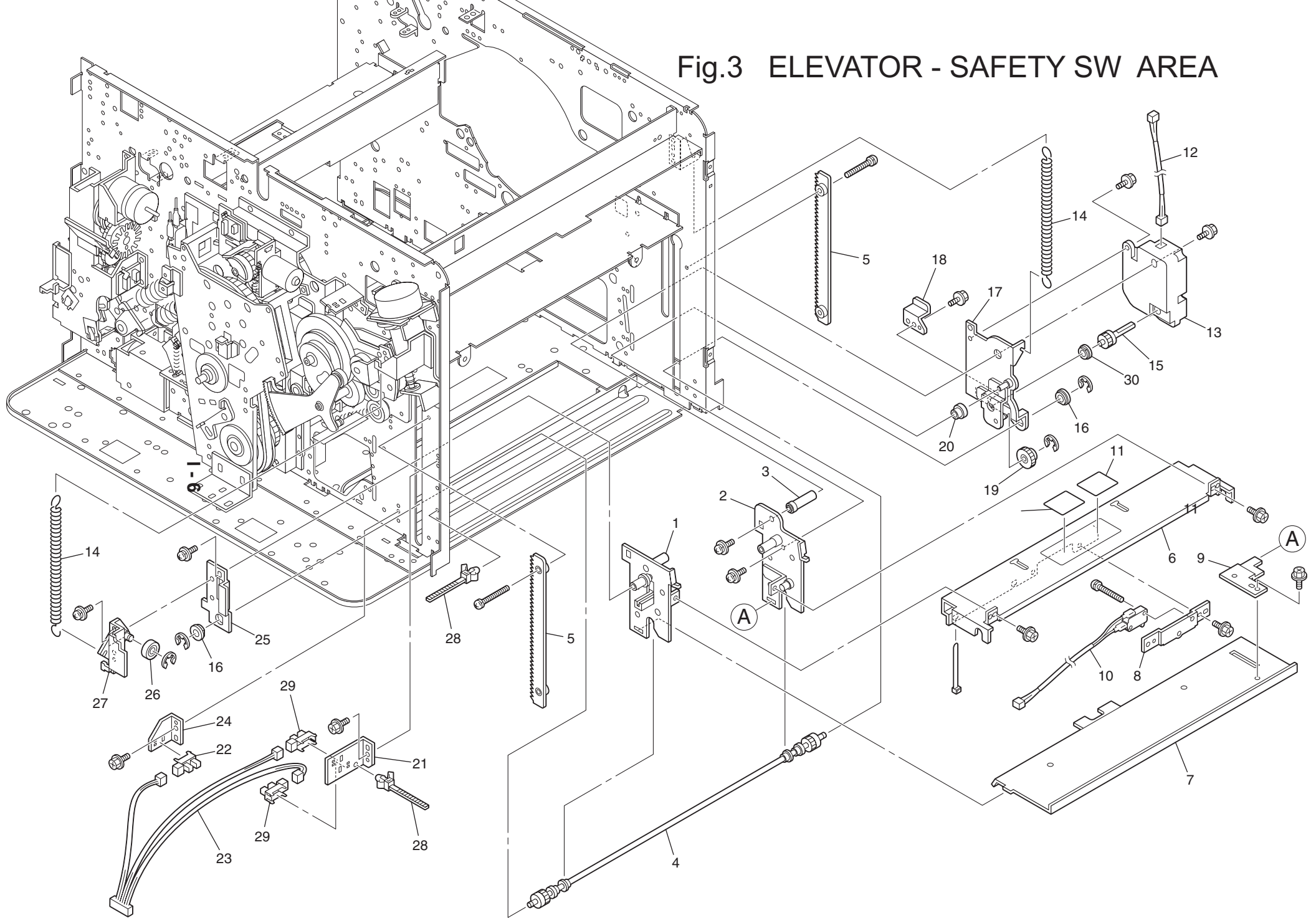


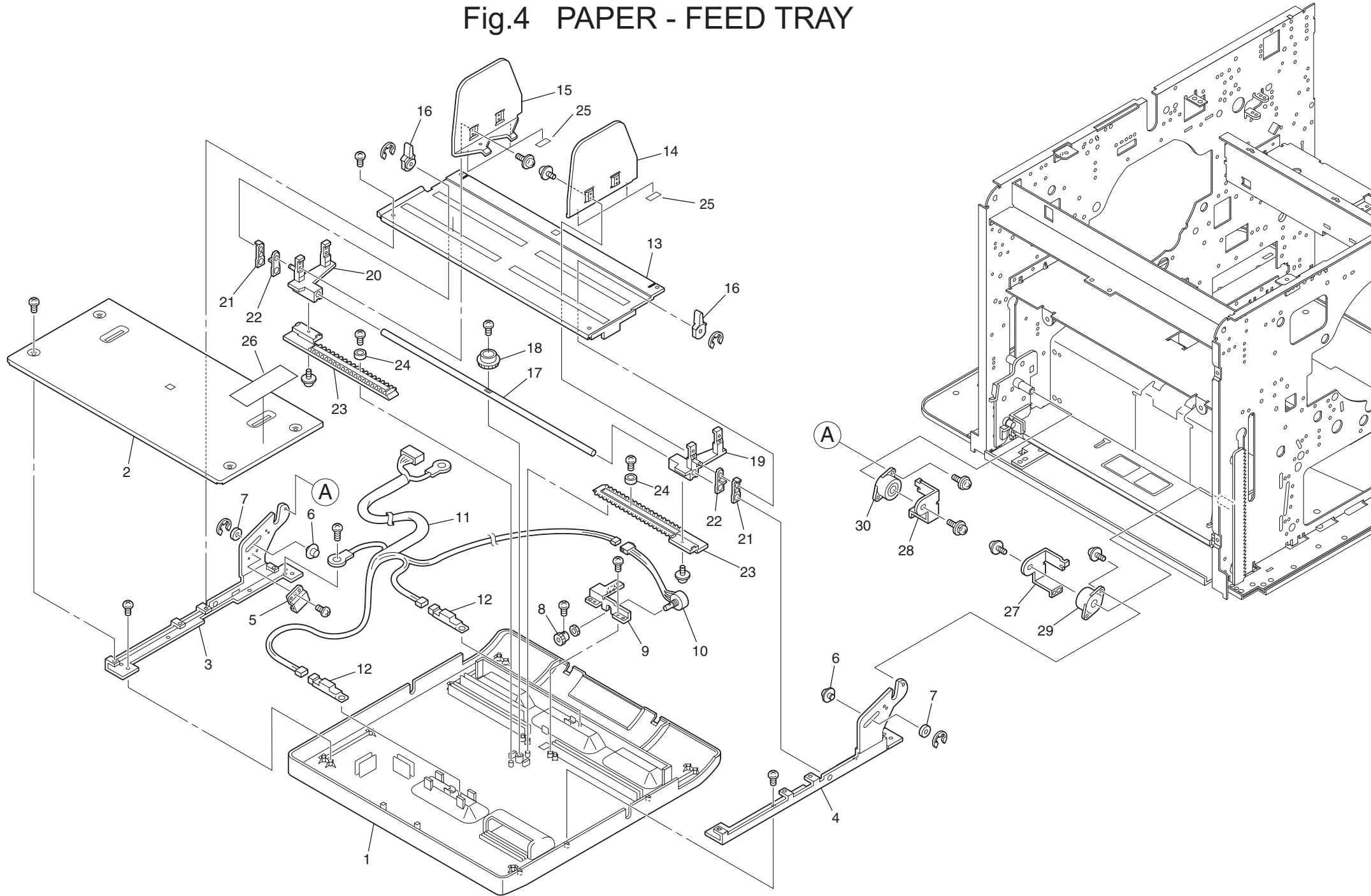
Fig 3 ELEVATOR - SAFETY SW AREA

1-7

No.	Part No.	Part Name	Q'ty	Remark
1	030-14202-101	E Support Plate; R	1	
2	030-14201-202	E Support Plate; F	1	
3	030-14208-002	Fix Shaft; Elevator Motor	1	
4	030-75001-150	Elevator Shaft Assy	1	
5	002-11719-303	RACK; ELEVATOR	2	
6	030-14206-107	E Reinforce Plate	1	
7	030-14240-100	Lower Limit Frame	1	
8	030-14239-005	Bracket; Elevator Lower Limit SW	1	
9	030-14241-107	Holder; Lower Limit Frame	1	
10	030-51157-108	Safety SW; P.-F.-T. Lower	1	
11	030-14243-002	L. O. Sheet	2	
12	030-51027-204	Junction Harness; Elevator Motor	1	
13	490-22009-302	ELEVATOR MOTOR ASS'Y	1	
14	030-14222-200	Spring; Elevator	2	
15	030-94220-059	Motor Shaft Assy	1	
16	607-15000-000	METAL; F18X13/12X5: 16X2	2	
17	030-14232-205	Bracket; Elevator Motor	1	
18	030-14238-009	Holder; Elevator Motor	1	
19	612-02202-003	GEAR; M1X22X4	1	
20	600-50057-006	BEARING; FLAW678 ZZA	1	
21	030-14220-002	Bracket; Paper Volume Sensor	1	37xx/35xx
22	444-30000-109	SENSOR; GP1A73A	1	
23	030-51063-103	Harness; Paper Volume Sensor	1	37xx/35xx
23	030-51116-002	L Harness ; Paper Volume Sensor	1	3100
24	030-14221-009	Bracket; Lower Limit Sensor	1	
25	030-14219-101	Hook; Elevator Spring	1	
26	600-06172-205	BEARING; DDR-1760 X 2ZZR	1	
27	030-14218-202	Detection Plate; Paper Volume	1	
28	665-01209-008	Binder; SKB-100PWD	2	
29	444-30000-109	SENSOR; GP1A73A	2	37xx/35xx
30	607-13000-003	METAL; F6x10/9x4; 12x1.5	1	

No.	Part No.	Part Name	Q'ty	Remark

Fig.4 PAPER - FEED TRAY



8-1

Fig 4 PAPER-FEED TRAY

6-1

No.	Part No.	Part Name	Q'ty	Remark
	030-75015-053	P.-F.-T.Unit:SU	1	
	030-75016-050	P.-F.-T.Unit:inch	1	I,UI
1	030-14102-107	*Bottom Cover; P.-F.-T.	1	
2	030-14101-003	*Paper Feed Board	1	
2	030-14103-006	*Paper Feed Board:A3US	1	I,UI
3	030-14113-109	*Support Plate R; P.-F.-T.	1	
4	030-14114-105	*Support Plate F; P.-F.-T.	1	
5	030-14136-001	*Guide; Harness	1	
6	030-14134-106	*Stopper Roller	2	
7	634-06030-000	*COLLAR; 6x3	2	
8	612-11104-006	*GEAR; M0.8X18X6	1	
9	030-14132-006	*Bracket; P.-W. Potentiometer	1	
10	030-51093-002	*P.-W. Potentiometer Ass'y II	1	
11	030-51023-306	*Junction Harness; P.-F.-T.	1	
12	444-33000-002	*SENSOR; GP2A200LCS	2	
13	030-14123-007	*Fence Cover	1	
14	030-14116-108	*Guide F; P.-F.-T.	1	
15	030-14115-101	*Guide R; P.-F.-T.	1	
16	030-14131-107	*Lock Lever; Paper Guide	2	
17	030-14117-007	*Guide Shaft; Paper Guide	1	
18	612-12103-003	*GEAR; M1X16X3.2	1	
19	030-14126-006	*Slider F; Paper Guide	1	
20	030-14124-003	*Slider R; Paper Guide	1	
21	030-14129-005	*Lock A; Paper Guide	2	
22	030-14130-003	*Lock B; Paper Guide	2	
23	030-14119-000	*Slide Rack; P.-F.-T.	2	
24	030-14133-002	*Collar; Slide Rack; P.-F.-T.	2	
25	030-14137-008	*Slide Sheet P.-F.-T.	4	
26	030-04063-006	*Seal ; P-Feed Tray	1	I,UI
26	030-04063-006	Seal ; P-Feed Tray	1	W,N,EN,AW,AN
26	030-04064-002	Seal ; P-Feed Tray;Pic	1	P,EP,UP
26	030-04065-009	Seal ; P-Feed Tray;Ch	1	C

No.	Part No.	Part Name	Q'ty	Remark
27	030-14138-101	Cover F; P.-F.-T. Damper	1	
28	030-14139-108	Cover R; P.-F.-T. Damper	1	
29	610-10006-006	OWH 10-2.2NLW	1	
30	610-10007-002	OWH 10-2.2NRW	1	

Fig.5 DRIVE MECHANISM AREA (1)

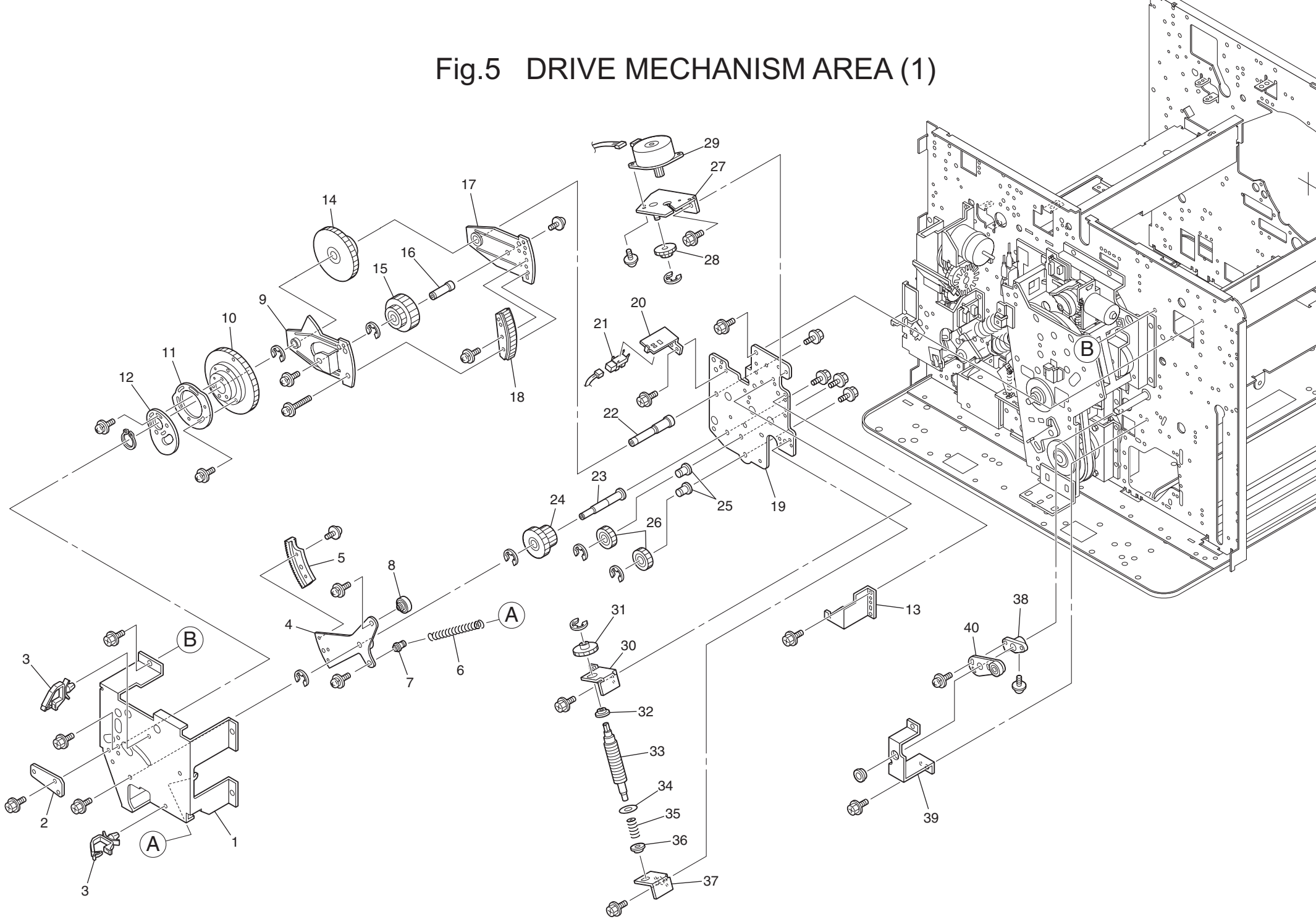
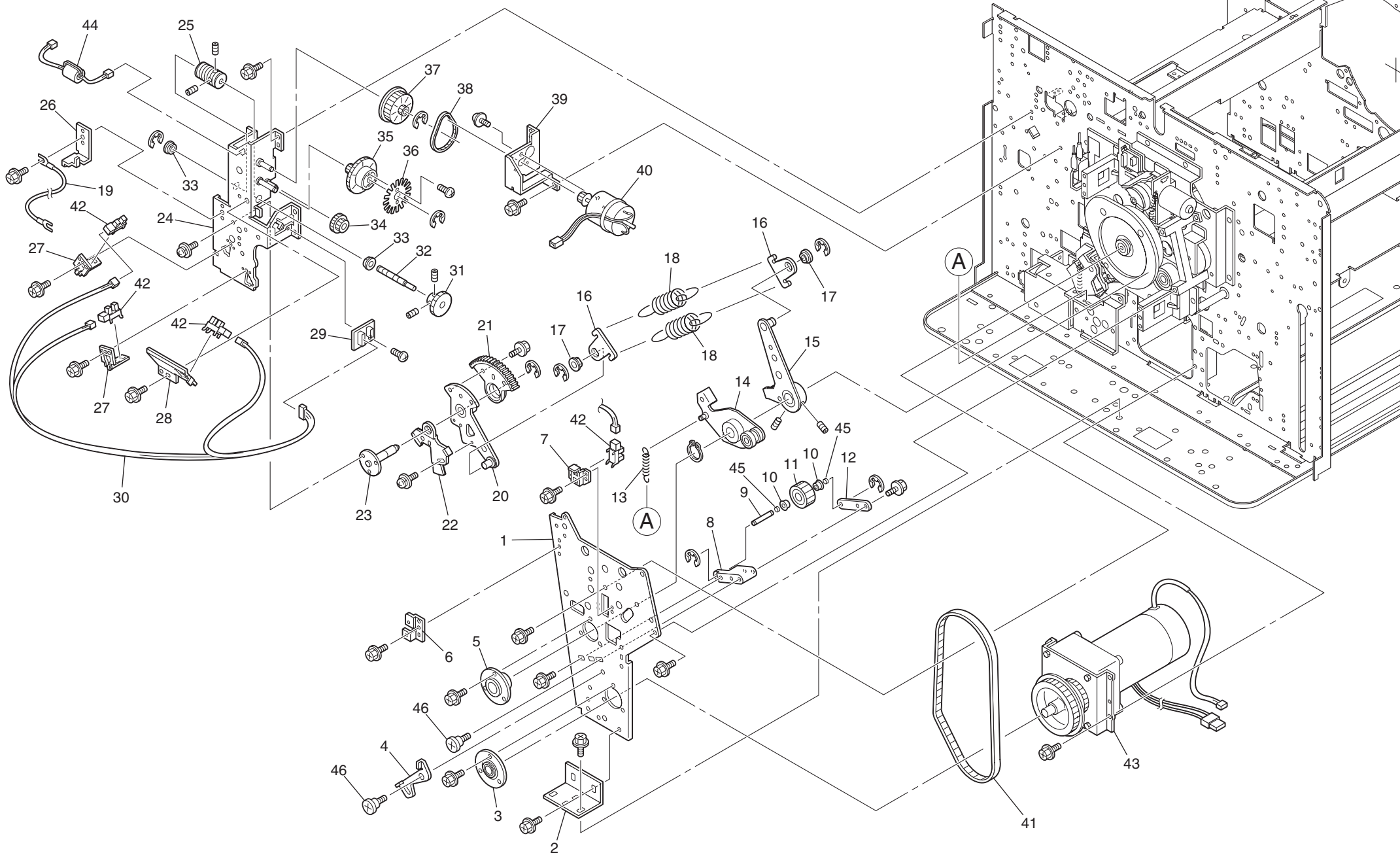


Fig.6 DRIVE MECHANISM AREA (2)



I-12

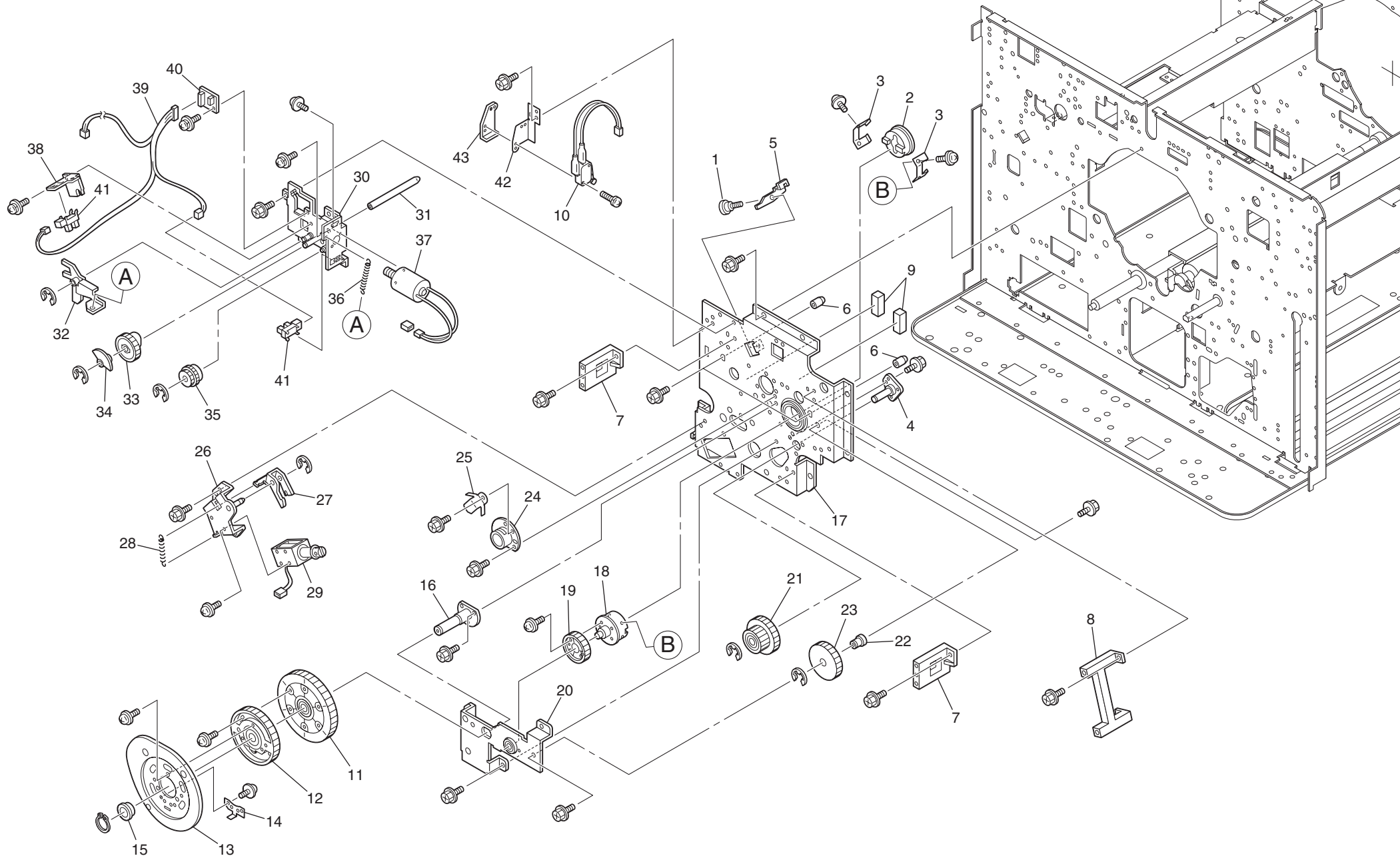
Fig 6 DRIVE MECHANISM AREA (2)

1-13

No.	Part No.	Part Name	Q'ty	Remark
1	030-12121-201	Pressure Cam Stay	1	
2	030-12238-001	Reinforce Plate; Pressure Cam Stay	1	
3	030-12235-100	Support Plate; Main Motor	1	
4	030-12231-007	Tension Plate	1	
5	030-12234-103	Support Plate; Press Shaft	1	
6	030-11313-000	Bracket F; PCB	1	
7	030-12111-001	Bracket; Sensor	1	
8	030-12102-207	Idler Arm	1	
9	030-12105-001	Idler Shaft	1	
10	600-05105-008	BEARING; DDLF-105ZZR	2	
11	611-52000-102	PULLEY; P50-5GT-15	1	
12	030-12230-000	Plate; Idler Arm	1	
13	030-13131-006	Spring; Pressure lever A	1	
14	030-13122-309	Pressure Lever A Ass'y	1	
15	030-13126-002	Pressure Lever B Ass'y	1	
16	030-13132-100	Hook; Pressure Spring	2	
17	607-16001-000	*METAL; F10X15/14X6; 18X2	2	
18	030-13114-101	Pressure Spring	2	
19	030-51162-004	PCB Ground Wire	1	
20	030-13150-000	Plate; Pressure Control Gear	1	
21	612-42301-004	Wheel; M1x30	1	
22	030-13162-009	Detection Plate; Pressure Senosr	1	
23	030-13172-004	Pressure Control Shaft	1	
24	030-13175-003	Base; Pressure Control	1	
25	612-52001-009	WORM GEAR; M1X1	1	
26	030-11312-003	Bracket E; PCB	1	
27	030-13164-001	Bracket; Pressure Sensor	2	
28	030-13161-002	Bracket; Pressure Limit Sensor	1	
29	030-50516-201	Junction PCB; 9-5	1	
30	030-51042-009	Junction Harness; Pressure Control	1	
31	612-10600-000	GEAR; M0.5X64X6	1	
32	030-13143-101	Shaft; Worm Gear	1	
33	607-13000-003	METAL; F6X10/9X4; 12 X1.5	2	

No.	Part No.	Part Name	Q'ty	Remark
34	612-80404-003	GEAR; M0.5X48+M0.5X32	1	
35	612-80901-007	GEAR; M0.5X96+M0.5X24	1	
36	030-13160-006	Plate; Pressure Limit Sensor	1	
37	613-10200-009	PULLEY GEAR; 0.5X24+64S2M	1	
38	621-04844-001	BELT; 148-S2M-4	1	
	030-93150-057	PRESS. CTL MOTOR	1	
39	030-13165-008	*Bracket; PRESS. CTL MOTOR	1	
40	490-21020-108	*CCWTG-30R-E114:24V	1	
41	620-76159-004	BELT; 615-5GT-10	1	
42	444-30000-109	SENSOR; GP1A73A	4	
43	030-92150-100	Main Motor Ass'y	1	
44	030-51159-003	Wire Harness; TGM core	1	
45	634-05020-000	COLLAR; 5.1x2.5	2	
46	635-17624-103	STEPPED SCREW; 6x2; M4x5.5	2	

Fig.7 DRIVE MECHANISM AREA (3)



I-14

Fig 7 DRIVE MECHANISM AREA (3)

No.	Part No.	Part Name	Q'ty	Remark
1	635-17523-005	STEPPED SCREW; 5x2; M3x3	1	
2	030-12107-004	Joint; Drive	1	
3	030-12110-102	Support Plate; Joint	2	
4	030-12330-102	Support Plate; Intermediate Gear	1	
5	030-16945-101	S Lever	1	
6	030-16916-004	Fix Shaft	2	
7	030-12237-005	Fix Base; Press. Cam Stay	2	
8	030-12236-009	Fix Plate; Paper Feed	1	
9	481-30036-000	UC-300378(30)	2	
10	030-51060-007	Safety SW Ass'y	1	
11	612-12900-108	GEAR; M1X9.5X12	1	
12	611-55020-104	PULLEY; P50-5GT-11	1	
13	030-12119-002	Pressure Cam; A3	1	
13	030-12120-000	Pressure Cam; LG	1	I,UI
14	030-12109-007	Detection Plate; Pos. B	1	
15	030-12106-008	Collar; Pressure Cam	1	
16	030-12128-109	Main Drive Shaft	1	
17	030-12126-300	Main Cover	1	
18	030-12117-000	Drive Transfer Shaft	1	
19	612-12318-000	GEAR; M1X38X10	1	
20	030-12232-003	Gear Plate; Drum Drive	1	
21	612-82403-004	GEAR; M1X48+M1X30	1	
22	030-14422-004	Idler Shaft; 2	1	
23	612-12400-105	GEAR; M1X48X10	1	
24	030-16931-100	Support Plate; Center Shaft	1	
25	030-16949-000	Spring Plate	1	
26	030-12132-009	Bracket; Pressure Solenoid	1	
27	030-12114-108	Lever; Pressure Solenoid	1	
28	030-12112-008	Spring; Pressure Solenoid	1	
29	490-50002-003	TDS-10A-1024	1	
	030-96970-055	Drum LockASSY	1	
30	030-16932-107	*Base Plate; Drum Lock	1	
31	030-16940-002	*Release Shaft; Pos. B	1	

No.	Part No.	Part Name	Q'ty	Remark
32	030-16939-209	*Release Lever; Drum Lock	1	
33	030-16937-001	*Drum Lock Cam	1	
34	030-16947-007	*Disc; Drum Lock	1	
35	612-80400-105	*GEAR; M0.5X40+M1X16	1	
36	030-16938-008	*Spring; Drum Lock	1	
37	490-21006-202	*KJ537	1	
38	030-16948-003	*Bracket; Lock Cam Sensor	1	
39	030-51044-001	*Junction Harness; Drum Lock	1	
40	030-50516-201	*Junction PCB; 9-5	1	
41	444-30000-109	*SENSOR; GP1A73A	2	
42	030-16942-005	Plate; Drum Set SW	1	
43	030-16943-001	Bracket; Drum Set SW	1	

1-15

Fig.8 ROLLER SYSTEM AREA (3700/3500/3100)

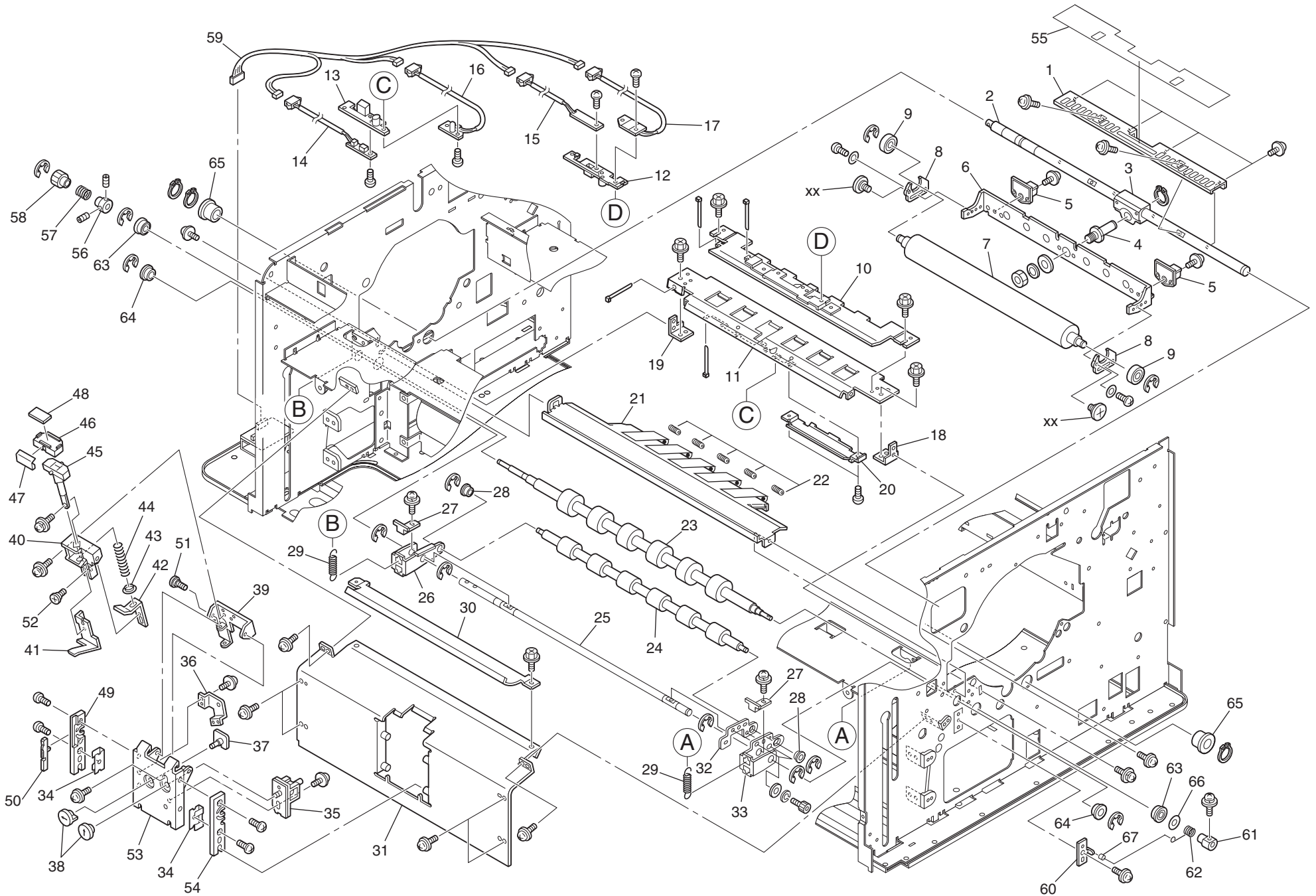


Fig 8 ROLLER SYSTEM AREA (3700/3500/3100)

No.	Part No.	Part Name	Q'ty	Remark
1	030-13110-106	Paper Guide	1	
	030-93140-051	Pressure Shaft Ass'y	1	
2	030-13105-102	*Pressure Shaft	1	
3	030-13106-109	*Holder; Press. Roller Support	1	
4	030-13107-008	Shaft; Press. Roller Support	1	
5	030-13121-000	Lock; Press. Roller Support	2	
6	030-13176-107	Pressure Roller Support	1	
7	030-13101-000	Pressure Roller	1	
8	030-13177-006	Adjuster; Press. Roller	2	
9	600-20061-009	BEARING; 608ZZ	2	
	030-94315-157	Guide Plate; UpperASSY; SU	1	
10	030-14301-207	*Guide Plate; Upper	1	
11	030-14304-109	*Guide Plate; Middle	1	
12	030-14309-003	*Sensor Cover A	1	
13	030-14310-001	*Sensor Cover B	1	
14	444-42010-100	*SENSOR; KH0698-00 (Send)	1	
15	444-42011-106	*SENSOR; KH0698-01 (Receive)	1	
16	444-42025-000	*SENSOR; KH0686-20 (Send)	1	37xx/35xx
17	444-42026-006	*SENSOR; KH0686-21 (Receive)	1	37xx/35xx
18	030-14331-009	Stay F; Guide Plate	1	
19	030-14332-005	Stay R; Guide Plate	1	
20	030-14330-100	Protector; Paper Sensor	1	
21	030-14450-105	Guide Roller Cover	1	
22	030-14478-107	Collor;Guide Roller Cover	5	
23	030-14401-007	Timing Roller	1	
24	030-14402-100	Guide Roller	1	
25	030-14403-107	Guide Roller Shaft	1	
26	030-14405-100	Holder; Guide Roller	1	
27	030-14406-106	Release Plate	2	
28	607-13000-410	METAL; F6X10/9X6; 12X1.5	2	
29	030-14407-102	Spring; Guide Roller	2	
30	030-14323-103	Guide Plate (A)	1	
31	030-14307-108	Guide Plate (Lower)	1	

No.	Part No.	Part Name	Q'ty	Remark
32	030-14482-007	ADJ.PLATE;GUIDE ROLLER	1	
33	030-14481-000	HOLDER F;GUIDE ROLLER	1	
	021-94260-108	RP Stripper Unit	1	
34	018-31614-001	*Ground Spring; Roller System	2	
35	019-11750-100	*Worm Gear Box; Stripper (Dial)	1	
36	019-11741-101	*Bracket; Stripper Shaft (Dial)	1	
37	019-11760-106	*Cam Plate; Stripper (Dial)	1	
38	019-11739-000	*ADJ. Dial; Stripper	2	
39	019-11748-009	*Bracket; Stripper Base (Dial)	1	
40	019-11742-108	*Housing; Stripper (Dial)	1	
41	030-14377-009	*Actuator Plate II; Stack P.-F.SW	1	
42	019-11740-202	*Spring Stopper; Stripper (Dial)	1	
43	019-11763-008	*Collar; Stripper	1	
44	019-11738-003	*Spring; Stripper (Dial)	1	
45	019-11737-104	*Shaft; Stripper (Dial)	1	
	019-91740-003	Stripper Pad; 70Assy	1	
46	019-11831-119	*Base F; Stripper Pad	1	
47	019-11832-000	*Cover F; Stripper Pad	1	
48	019-11833-006	*Stripper Pad; 70	1	
49	030-14521-002	*Lock; Fixing Block	1	
50	030-14522-106	*Lock Knob	1	
51	635-17624-006	*STEPPED SCREW;6x2.2;M4x2.5	1	
52	635-17523-005	*STEPPED SCREW; 5x2;M3x3	1	
53	018-31607-005	*Bracket; Stripper Unit (Dial)	1	
54	018-31609-105	*Fixing Block	1	
55	030-13191-009	Sheet; Paper Guide	1	
56	006-11304-005	Guide Shaft	1	
57	015-14221-002	One-way Spring	1	
58	612-02103-102	GEAR; M1X16X12	1	
59	030-51124-102	Junction Harness; Paper/Multi	1	37xx/35xx
59	030-51125-001	Junction Harness; Paper Sensor	1	31xx
60	030-14458-203	Fix Plate; Load Spring	1	
61	030-14451-004	Collar; Load Spring	1	

1-17

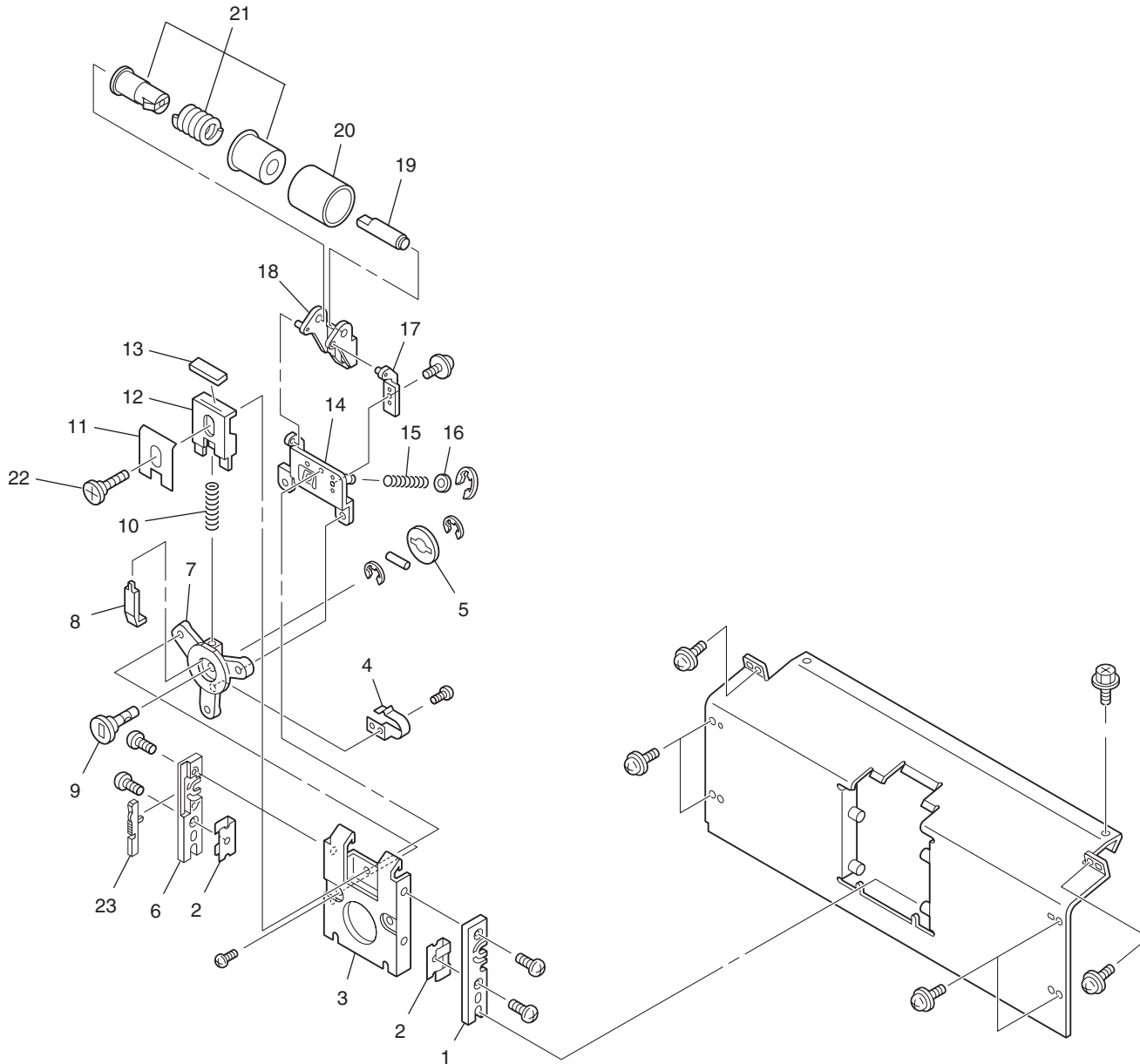
Fig 8 ROLLER SYSTEM AREA (3700/3500/3100)

No.	Part No.	Part Name	Q'ty	Remark
62	030-14476-201	Load Spring	1	
63	601-10195-004	BEARING; DDLF-1910ZZR	2	
64	607-16001-000	METAL; F10X15/14X6; 18X2	2	
65	607-18000-001	METAL; F15X21X16; 25X2.5	2	
66	639-00610-000	P Washer; 6x13.5x1	1	
67	030-14480-004	Tube; 3x5	1	

No.	Part No.	Part Name	Q'ty	Remark

I - 18

Fig.9 STRIPPER UNIT (3590/3790)



I - 19

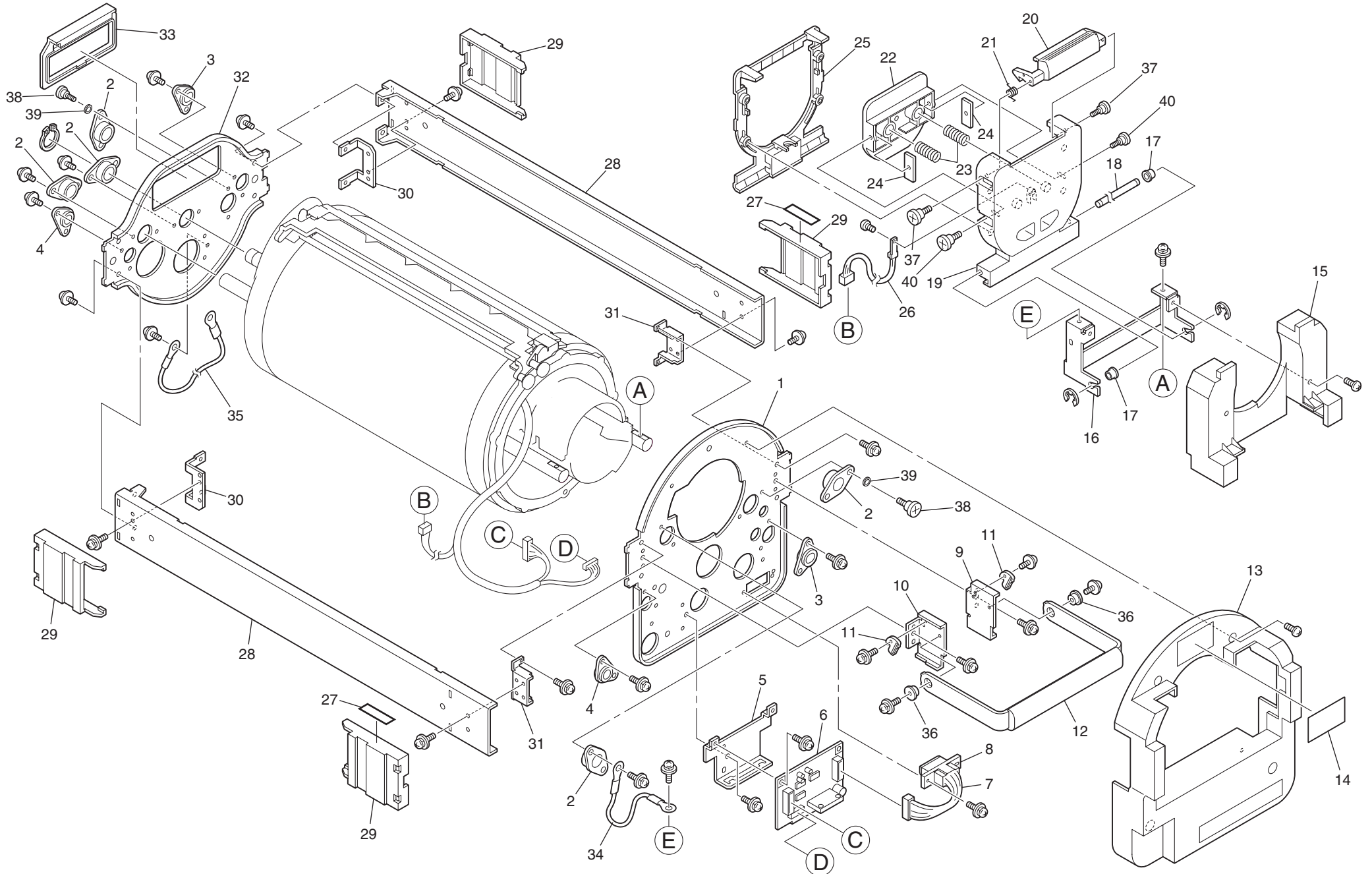
Fig 9 STRIPPER UNIT (3590/3790)

No.	Part No.	Part Name	Q'ty	Remark
	030-94520-150	RP Stripper Unit; Roller	1	
1	018-31609-105	*Fixing Block	1	
2	018-31614-001	*Ground Spring; Roller System	2	
3	019-41621-003	*Stripper Support; SR	1	
4	015-34464-106	*Spring; Click	1	
5	015-34463-002	*Click	1	
6	030-14521-002	*Lock; Fixing Block	1	
7	015-34461-107	*Housing; Dial	1	
8	015-34462-006	*Stroke Bar	1	
9	015-34460-208	*ADJ. Dial	1	
10	019-11823-000	*Spring; Guide Base	1	
11	015-34434-304	*Cover Plate; Stripper	1	
12	019-11826-000	*Guide Base; Stripper	1	
13	015-34448-208	*Stripper Pad; SR	1	
14	030-14361-005	*Bracket A; Stripper	1	
15	030-14370-004	*Spring; Bracket A	1	
16	639-00605-104	*WASHER; 6.2x9.5x0.5	1	
17	030-14364-004	*Bracket B; Stripper	1	
18	030-14367-003	*Bracket C; Stripper	1	
19	030-14369-006	*Shaft; Clutch	1	
20	015-34452-000	*Stripper Roller; SR	1	
21	015-34450-008	*Clutch; Stripper	1	
22	011-11711-107	*Fulcrum Screw; Stripper	1	
23	030-14522-106	*Lock Knob	1	

1-20

No.	Part No.	Part Name	Q'ty	Remark

Fig.10 DRUM (1) AREA



I - 21

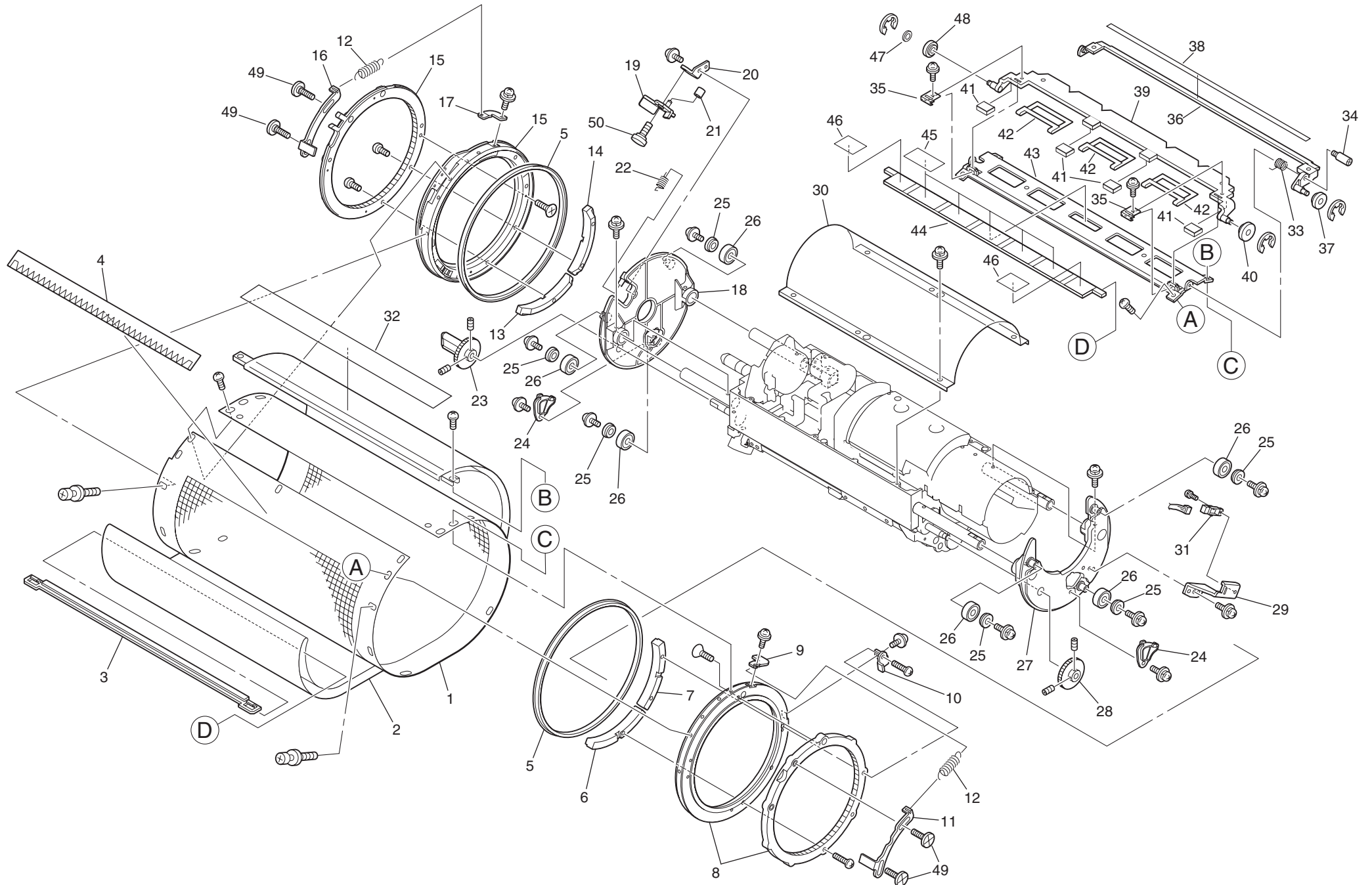
Fig10 DRUM AREA(1)

No.	Part No.	Part Name	Q'ty	Remark
1	030-16101-000	Drum Frame; Front	1	
2	030-16102-104	MF Holder	5	
3	030-16108-005	Shaft Holder; Right	2	
4	030-16109-001	Shaft Holder; Left	2	
5	030-16103-003	Bracket; Drum PCB	1	
6	030-50505-803	DRUM-PCB	1	
7	030-51038-001	Wire Harness; Drum-CN1	1	
8	446-10101-000	2-1123458-2 AMP-D	1	
9	030-16112-002	Bracket R; F Handle	1	
10	030-16113-009	Bracket L; F Handle	1	
11	030-16115-001	Support; F Handle	2	
12	030-16116-008	Drum F Handle	1	
13	030-16141-207	Drum Cover; Outer	1	
14	030-04004-107	Seal: Bottle Set	1	
15	030-16132-208	Drum Cover; Center	1	
16	030-16131-104	Bracket; Bottle Stopper	1	
17	030-16140-006	Collar; Lever Shaft	2	
18	030-16133-000	Shaft; Stopper Lever	1	
19	030-16134-103	Stopper Lever	1	
20	030-16137-005	Stopper Lever Lock	1	
21	030-16138-001	Spring; Stopper Lever Lock	1	
22	030-16136-009	Bottle Stopper	1	
23	030-16139-008	Spring; Bottler Stopper	2	
24	030-16142-009	Fix Plate; Bottle Stopper	2	
25	030-16135-100	Cover; Bottle Stopper	1	
26	444-42017-104	SENSOR; KH0760 (Receive)	1	37xx/35xx
27	022-04065-007	Seal; Print Drum Guide	2	
28	030-16125-104	Side Frame	2	
29	030-16126-003	Cover; Side Frame	4	
30	030-16128-006	Bracket R; Side Frame	2	
31	030-16129-002	Bracket F; Side Frame	2	
32	030-16121-109	Drum Frame; Rear	1	
33	030-16122-105	Drum Handle; R	1	

No.	Part No.	Part Name	Q'ty	Remark
34	030-51160-001	Drum Ground Wire F	1	
35	030-51161-008	Drum Ground Wire R	1	
36	002-12407-011	BOSS A; DRUM LEVER	2	
37	635-11307-106	STEPPED SCREW; 3x7	2	
38	635-17533-000	Stepped Screw; 5x3.5; M3x4.5	4	
39	640-60050-005	O RING; P5-1.9	4	
40	635-17473-008	Stepped Screw; 4x7; M3x4	2	

1-22

Fig.11 DRUM (2) - SCREEN AREA



I - 23

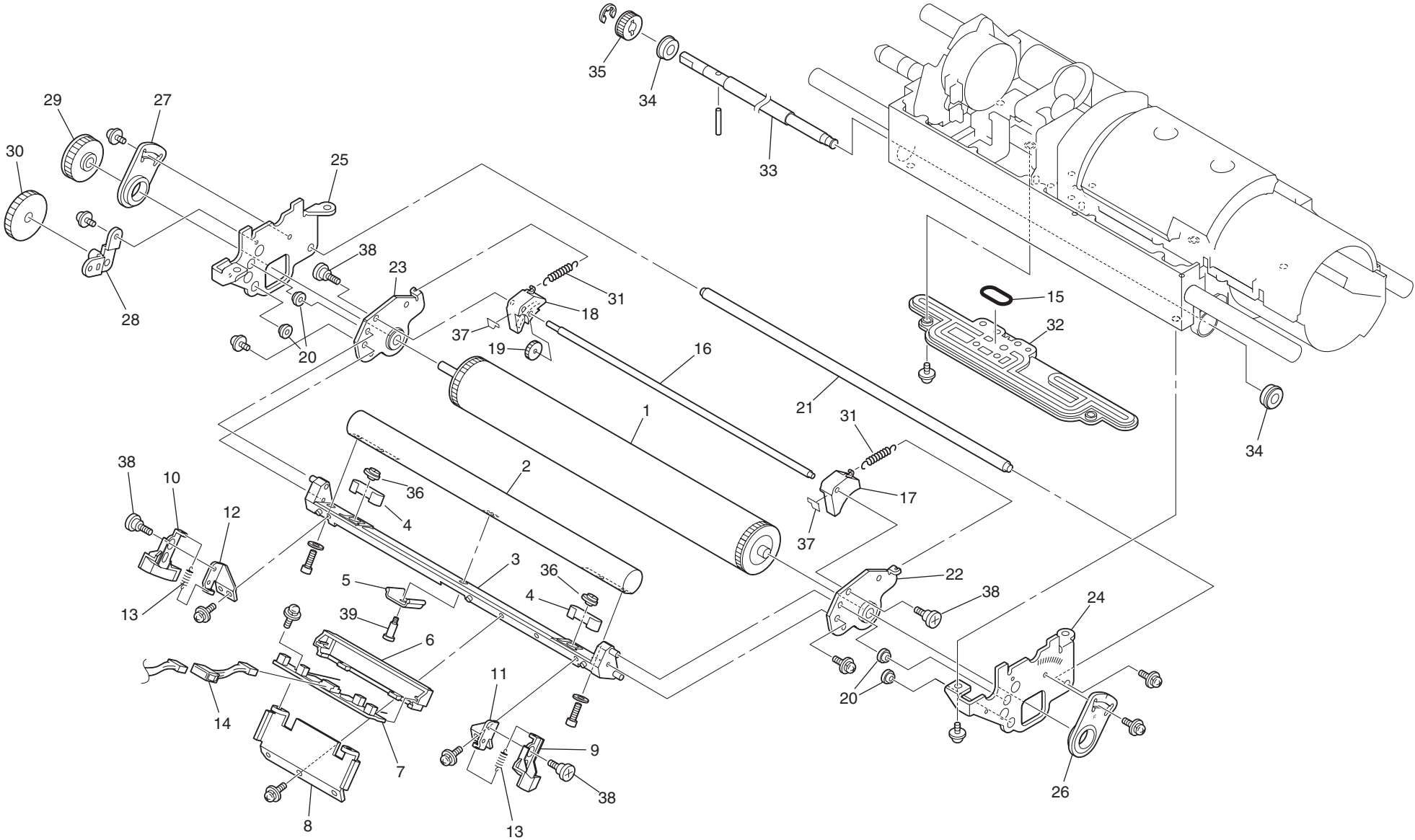
Fig 11 DRUM (2)-SCREEN AREA

No.	Part No.	Part Name	Q'ty	Remark
1	030-16249-059	Drum Body A3; SU	1	
1	030-16250-057	Drum Body LG; SU	1	I,UI
1	030-16251-100	Drum Body A4	1	A4W Drum
2	030-16202-001	Screen	1	
3	030-16206-007	End Hanger	1	
4	030-16232-300	Ink Blocking Sheet	1	
4	030-16252-203	Ink Blocking Tape	1	A4W Drum
5	030-16233-004	Drum Seal	2	
6	030-16216-002	Balancer F (A)	1	
7	030-16244-103	Balancer F (B)	1	
8	030-16211-000	Flange F	1	
9	030-16242-100	Plate F; Screen Spring	1	
10	030-16215-006	Detection Plate; Pos. A	1	
11	030-16207-100	Screen Tension Plate F	1	
12	030-16231-109	Screen Spring	2	
13	030-16218-005	Balancer R (A)	1	
14	030-16245-100	Balancer R (B)	1	
15	030-16213-208	Flange R	1	
16	030-16208-107	Screen Tension Plate; R	1	
17	030-16243-107	Plate R; Screen Spring	1	
18	030-16239-304	Flange Stay R	1	
19	030-16236-003	Drum Lock Lever; Pos. B	1	
20	030-16228-000	Lock Base; Pos. B	1	
21	030-16235-007	Collar; Lock Release	1	
22	030-16229-007	Spring; Pos. B	1	
23	030-16413-002	Flange Drive Gear R	1	
24	030-16240-000	Cover; Sqq.-Prs.-Adj.	2	
25	030-16223-009	Collar; Support Roller	6	
26	000-01169-106	Support Roller; Drum	6	
27	030-16238-103	Flange Stay F	1	
28	612-02301-001	GEAR; M1X37X5	1	
29	030-16225-109	Bracket; Pos. A Sensor	1	
30	030-16416-001	Ink Guard	1	

I - 24

No.	Part No.	Part Name	Q'ty	Remark
31	444-30002-209	SENSOR; GP1A75ER	1	
32	030-16241-104	Light Absorber Sheet	1	
	030-96310-055	Unit / Clamp Plate	1	
33	030-16317-003	*Spring; Projection Plate	1	
34	635-09305-007	*SCREW; 5X8.5; M3X5	1	
35	030-16302-006	*Clamp Holder	2	
	030-96340-051	*Master Proection Plate Assy	1	
36	030-16312-109	**Master Projection Plate	1	
37	030-16318-107	**Collar; Projection Plate	1	
38	030-16324-000	**Sheet ; Master Projection	1	
	030-96330-056	*Clamp Plate Assy	1	
39	030-16306-206	**Clamp Plate	1	
40	030-16311-102	**Collar; Clamp Plate	1	
41	030-16325-006	**Clamp Sheet	4	
	030-96320-050	*Clamp Plate Base Assy	1	
42	030-16319-006	**Master Guide Sheet	3	
43	030-16301-204	**Clamp Plate Base	1	
44	030-16305-005	**Clamp Magnet	1	
45	030-16304-106	**Sheet: CM A	5	
46	030-16322-104	**Sheet; CM B	2	
47	030-16323-003	Washer;Collar;Clamp Cover	1	
48	030-16311-102	Collar; Clamp Plate	1	
49	635-17624-308	Stepped Screw; 6x2.2; M4x14	4	
50	635-17624-006	Stepped Screw; 6x2.2; M4x2.5	1	

Fig.12 DRUM (3) - SQUEEGEE AREA



I - 25

Fig 12 DRUM (3)-SQUEEGEE AREA

I - 26

No.	Part No.	Part Name	Q'ty	Remark
1	030-16501-203	Squeegee Roller	1	
2	030-16506-000	Doctor Roller	1	
3	030-16510-105	Squeegee Stay	1	
4	030-16512-000	D Boss Holder	2	
5	030-16513-007	D Supporter	1	
6	030-16531-005	Cover; Ink Sensor PCB	1	
7	444-51002-306	YAA81-0063	1	
8	030-16530-009	Bracket; Ink Sensor PCB	1	
9	030-16524-009	Ink Blocking Plate; F	1	
10	030-16525-005	Ink Blocking Plate; R	1	
11	030-16522-006	Bracket; Blocking Plate F	1	
12	030-16523-002	Bracket; Blocking Plate R	1	
13	030-16526-001	Spring; Ink Blocking Plate	2	
14	030-51073-109	Junction Harness; Ink Sensor	1	
15	640-60180-006	O RING; P18-2.4	1	
16	030-16509-000	Ink Drive Shaft	1	
17	030-16517-100	Ink Block F	1	
18	030-16518-106	Ink Block R	1	
19	612-11105-002	GEAR; M0.8X16X2	1	
20	030-16529-000	Squeegee Holder	4	
21	030-16542-007	Support Stay; Squeegee	1	
22	030-16515-000	Squeegee Plate F	1	
23	030-16516-006	Squeegee Plate R	1	
24	030-16532-001	Squeegee Base F	1	
25	030-16533-008	Squeegee Base R	1	
26	030-16534-101	Adj. Plate F; Sgg.-Pressure	1	
27	030-16535-108	Adj. Plate R; Sgg.-Pressure	1	
28	030-16536-007	Idler Base	1	
29	612-12317-003	GEAR; OWC M1X32X6.2	1	
30	612-12316-007	GEAR; M1X36X6	1	
31	030-16520-003	Spring; Ink Block	2	
32	030-16404-003	Ink Distributor	1	
33	030-16411-107	Flange Drive Shaft	1	

No.	Part No.	Part Name	Q'ty	Remark
34	600-08168-000	BEARING NMB; LNR-1680HH	2	
35	612-12104-000	GEAR; M1X18X6.2	1	
36	016-16235-105	Boss; D Adjustment	2	
37	030-16519-005	Seal; Ink	1	
38	635-17523-005	Stepped Screw; 5x2; M3x3	6	
39	635-17593-208	Stepped Screw; 5x12; M3x5	1	

Fig.13 DRUM (4) - SQUEEGEE AREA

1-27

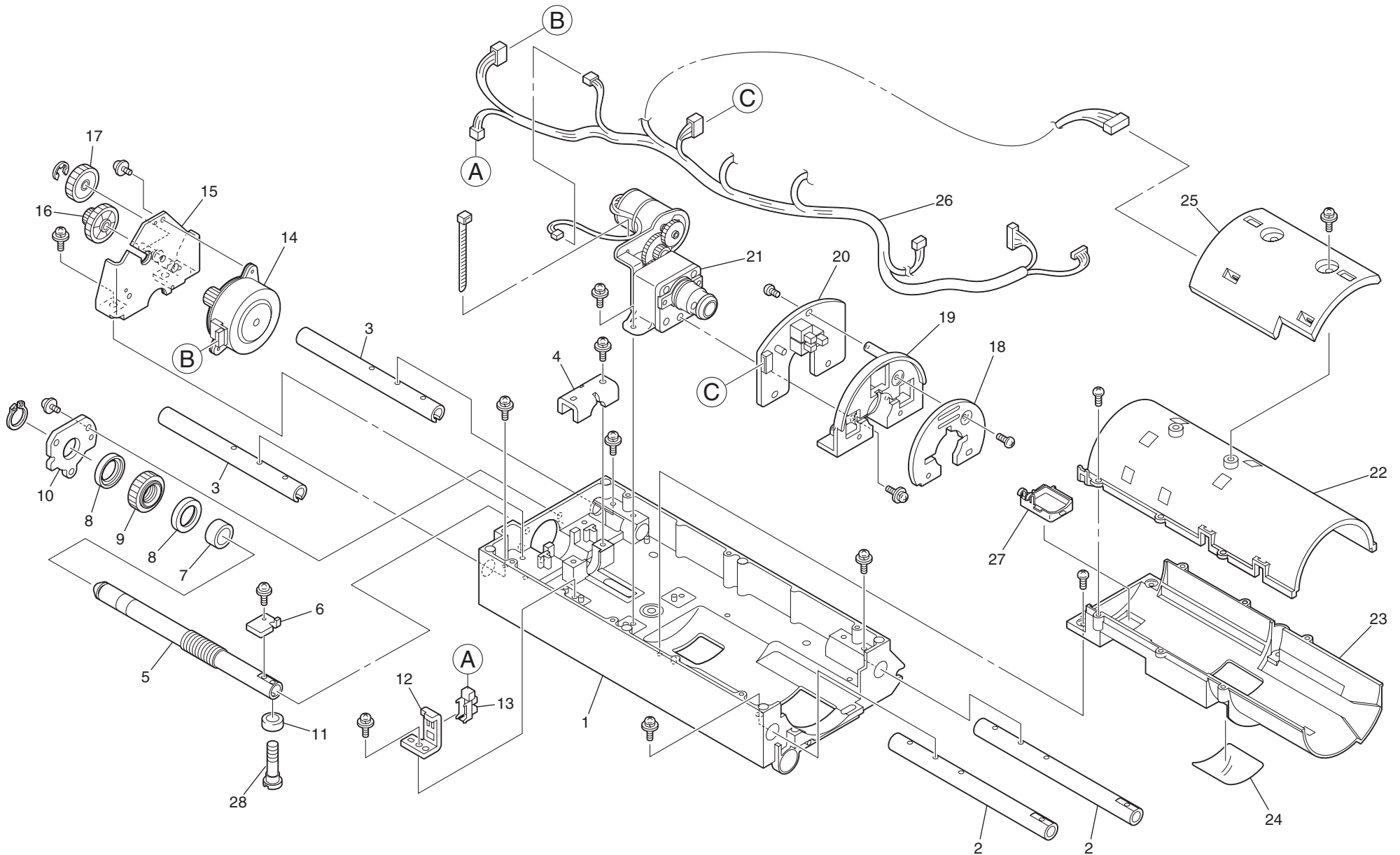


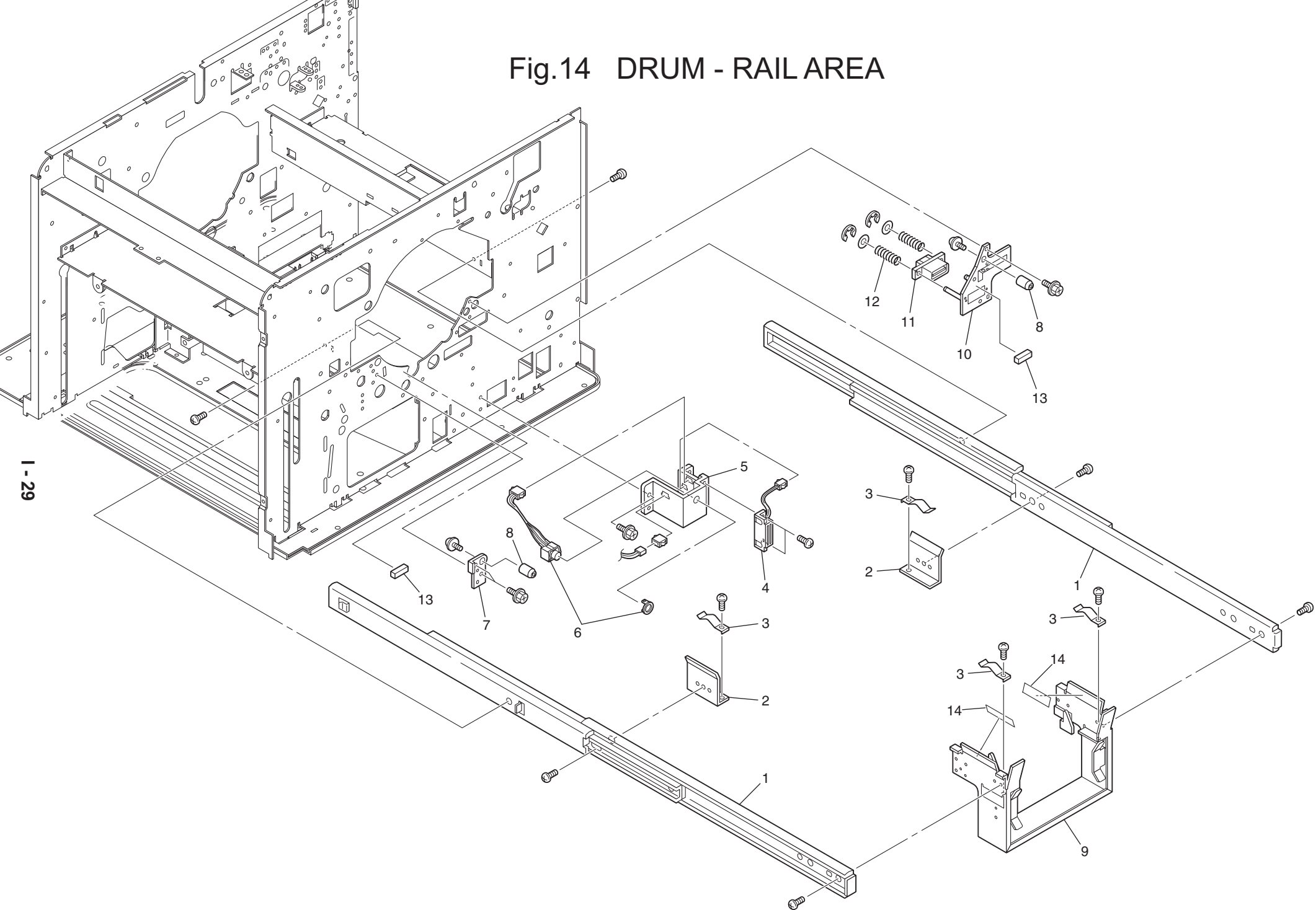
Fig 13 DRUM (4)- SQUEEGEE AREA

1-28

No.	Part No.	Part Name	Q'ty	Remark
1	030-16401-403	Main Frame; Drum	1	
2	030-16402-108	Shaft F; Main Frame	2	
3	030-16403-104	Shaft R; Main Frame	2	
4	030-16607-001	Guide Holder	1	
5	030-16601-100	Center Shaft	1	
6	030-16107-009	LR Plate	1	
7	607-09014-008	METAL; S14X20X10	1	
8	030-16609-004	Gear Holder	2	
9	030-16608-008	Gear; Center Shaft	1	
10	030-16610-002	Gear Holder Plate	1	
11	030-16604-002	Collar; Center Shaft	1	
12	030-16106-002	Bracket; Hz.-Ctr.-Sensor	1	
13	444-30000-109	SENSOR; GP1A73A	1	
14	490-33007-107	PM55L-048-ZXE8	1	
15	030-16611-009	Bracket; Hz.-Pulser Motor	1	
16	612-81304-002	GEAR; M0.8X16+0.8X36	1	
17	612-11303-009	GEAR; M0.8X34X7	1	
18	030-16625-107	Slit Plate; Black	1	600;Black
18	030-16626-200	Slit Plate; FR	1	300/400;Black
18	030-16627-100	Slit Plate ;Color	1	Color
19	030-16621-101	Bracket; Ink Set SW PCB	1	
20	030-50507-008	Ink Set SW PCB (GH)	1	600;Black
20	030-50527-106	Ink Set SW PCB (M)	1	300/400;Black
20	030-50506-109	Ink Set SW PCB (C)	1	Color
21	030-96015-002	Ink Pump Unit	1	Black
21	030-96035-100	Ink Pump Unit f16	1	Color
22	030-16407-100	Bottle Guide; Upper	1	
23	030-16406-103	Bottle Guide; Lower	1	600;Black
23	030-16408-106	Bottle Guide; Lower:ML	1	300/400;Black
23	030-16410-100	Bottle Guide; LowerCL	1	Color
24	030-16417-008	Sheet; Bottle Guide	1	
25	030-96430-000	Ink Volume Sensor Ass'y	1	37xx/35xx

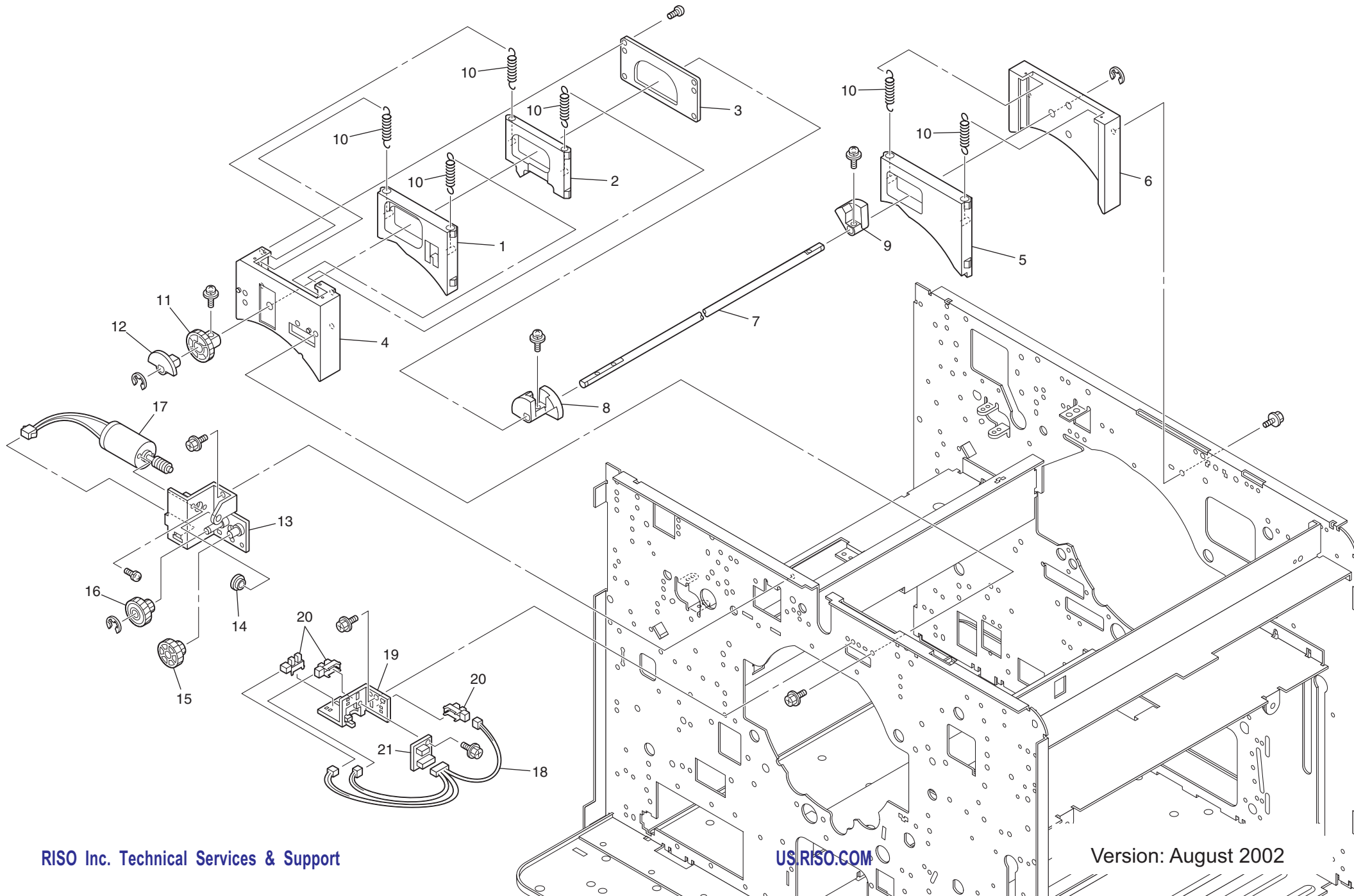
No.	Part No.	Part Name	Q'ty	Remark
26	030-51032-305	Wire Harness; Inner Drum	1	37xx/35xx
26	030-51117-106	Wire Harness; L Inner Drum	1	3100
27	030-16420-106	Ink Tray	1	
28	635-17534-007	Stepped Screw; 5x3; M4x14	1	

Fig.14 DRUM - RAIL AREA



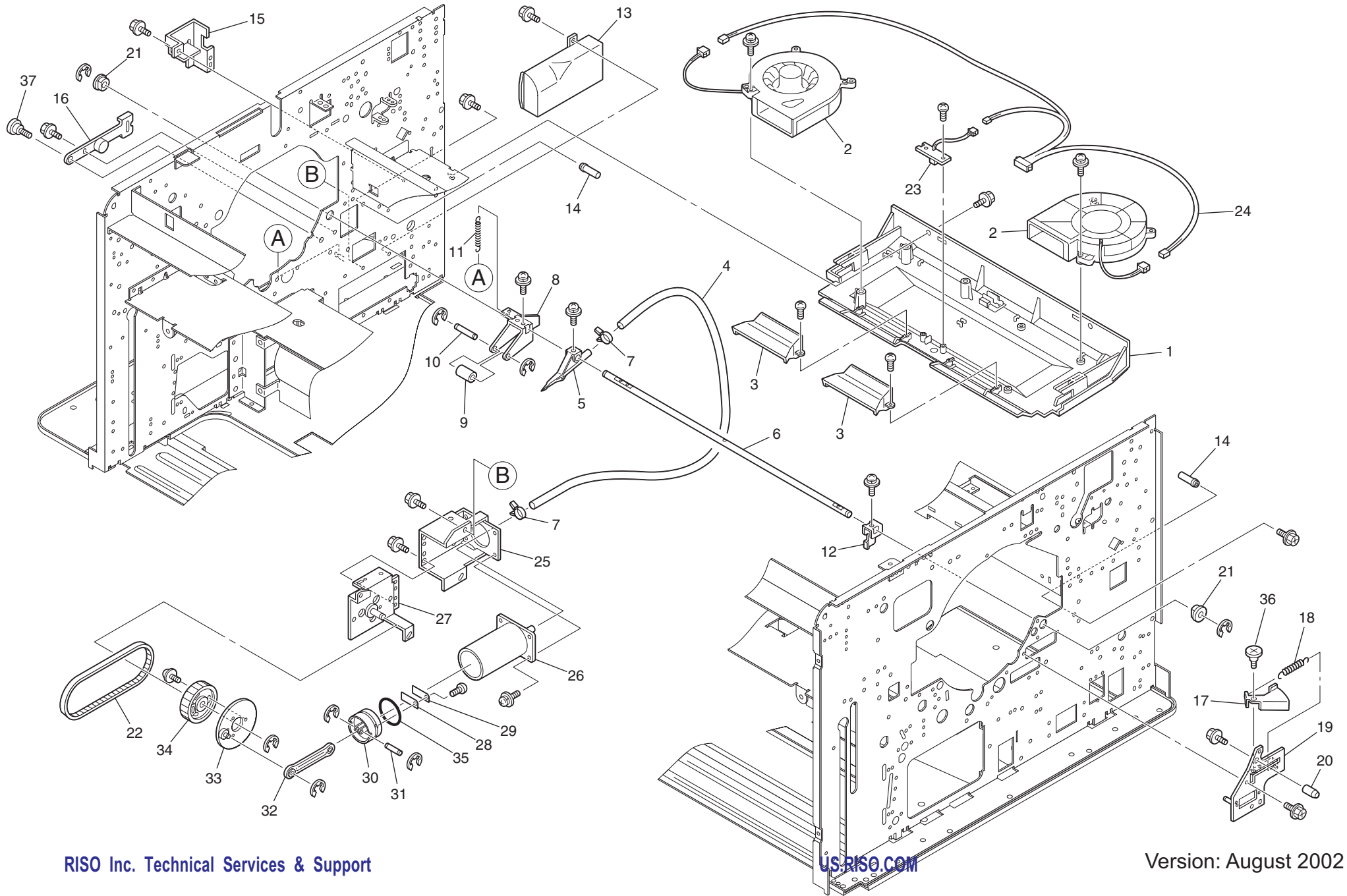
I - 29

Fig.15 CLAMP AREA



I - 31

Fig.16 SEPARATOR AREA



I - 33

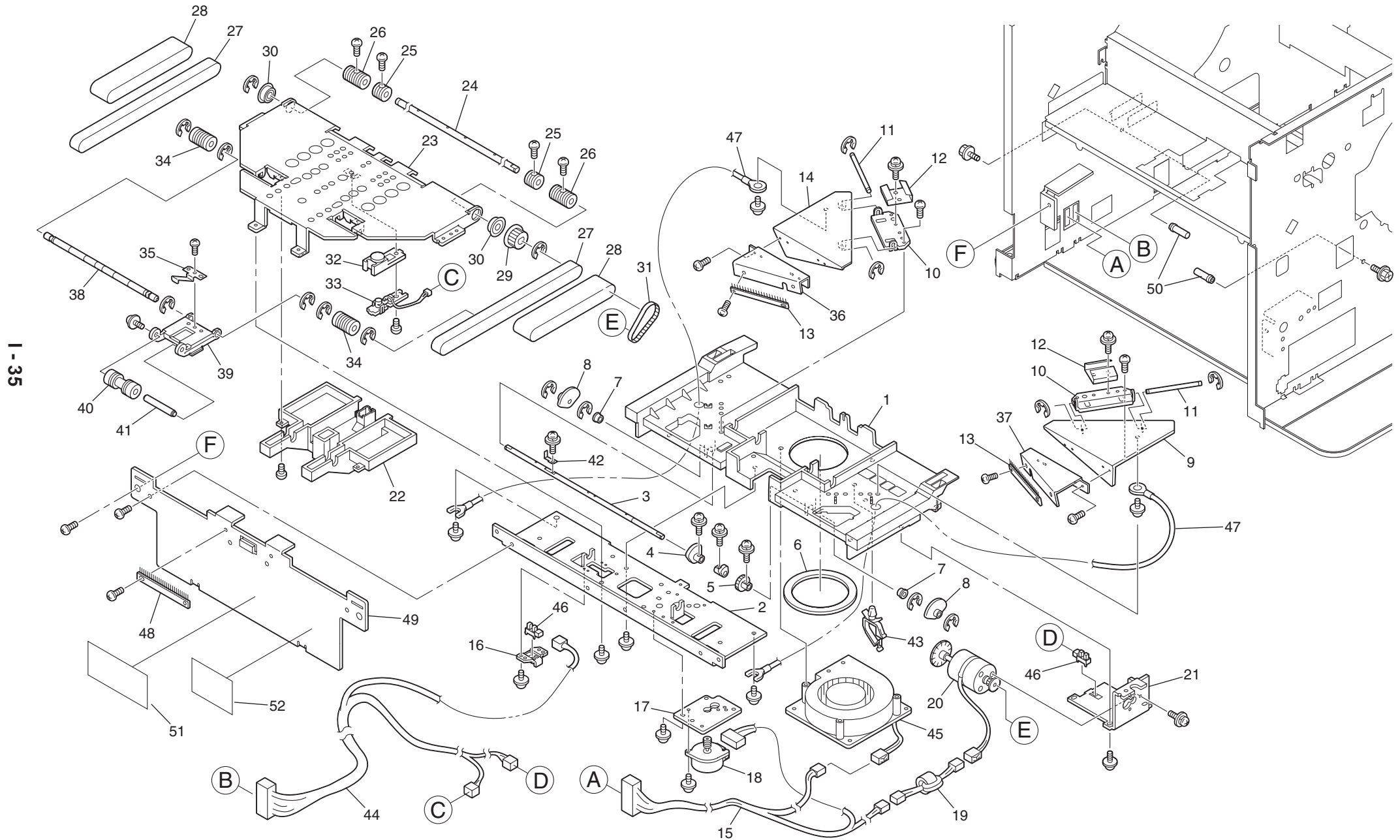
Fig16 SEPARATOR AREA

No.	Part No.	Part Name	Q'ty	Remark
1	030-15135-408	Base; Separation Fan	1	
2	490-41005-008	SCBD24H4-993	2	
3	030-15129-106	Nozzle; Separation	2	
4	030-15131-003	Air Hose; Separator	1	
5	019-13301-109	Separator II	1	
6	030-15110-006	Shaft; Separator	1	
7	665-02901-002	Power Band T10	2	
8	030-15111-002	Lever; Separator	1	
9	030-15113-102	Collar; Separator	1	
10	030-15112-009	Shaft; Collar; Separator	1	
11	002-13352-202	Spring; Separator	1	
12	030-15114-001	Release Lever	1	
13	030-12212-002	Cover; Air Pump	1	
14	030-15252-005	Fix Shaft; Suction Unit	2	
15	030-13145-007	Harness Guide	1	
16	030-15117-000	Adj. Plate; Separator	1	
17	030-15115-105	Release Lever; Separator	1	
18	030-15119-003	Spring; Release Lever; Separator	1	
19	030-16911-002	Bracket R; Fix Shaft	1	
20	030-16916-004	Fix Shaft	1	
21	607-15000-000	METAL; F8X13/12X5; 16X2	2	
22	620-73708-007	BELT; 370-5GT-8	1	
23	444-42013-001	SENSOR; KH0654-21 (Send)	1	
24	030-51057-308	Junction Harness; Separation	1	

1 - 34

No.	Part No.	Part Name	Q'ty	Remark
	030-92210-056	Pump Assy	1	
25	030-12210-107	*Bracket; Air Pump	1	
26	019-13501-000	*Cylinder; Air Pump	1	
27	030-12209-001	*Base;Air Pump	1	
28	019-13517-004	*Cylinder Valve II; Air Pump	1	
29	019-13518-000	*Cylinder Valve Sheet; Air Pump	1	
30	019-13516-105	*Piston Head II; Air Pump	1	
31	019-13512-002	*Arm Shaft; Air Pump	1	
32	019-13511-200	*Arm; Air Pump	1	
33	030-12208-005	*Cam Plate; Air Pump	1	
34	611-53220-106	*PULLEY; P32-5GT-14	1	
35	640-67340-009	*O Ring; 34-3.6	1	
36	635-17614-108	Stepped Screw; 6x1.7; M4x4	1	
37	635-17824-005	Stepped Screw; 8x2.3; M4x4.4	1	

Fig.17 SUCTION AREA



1-35

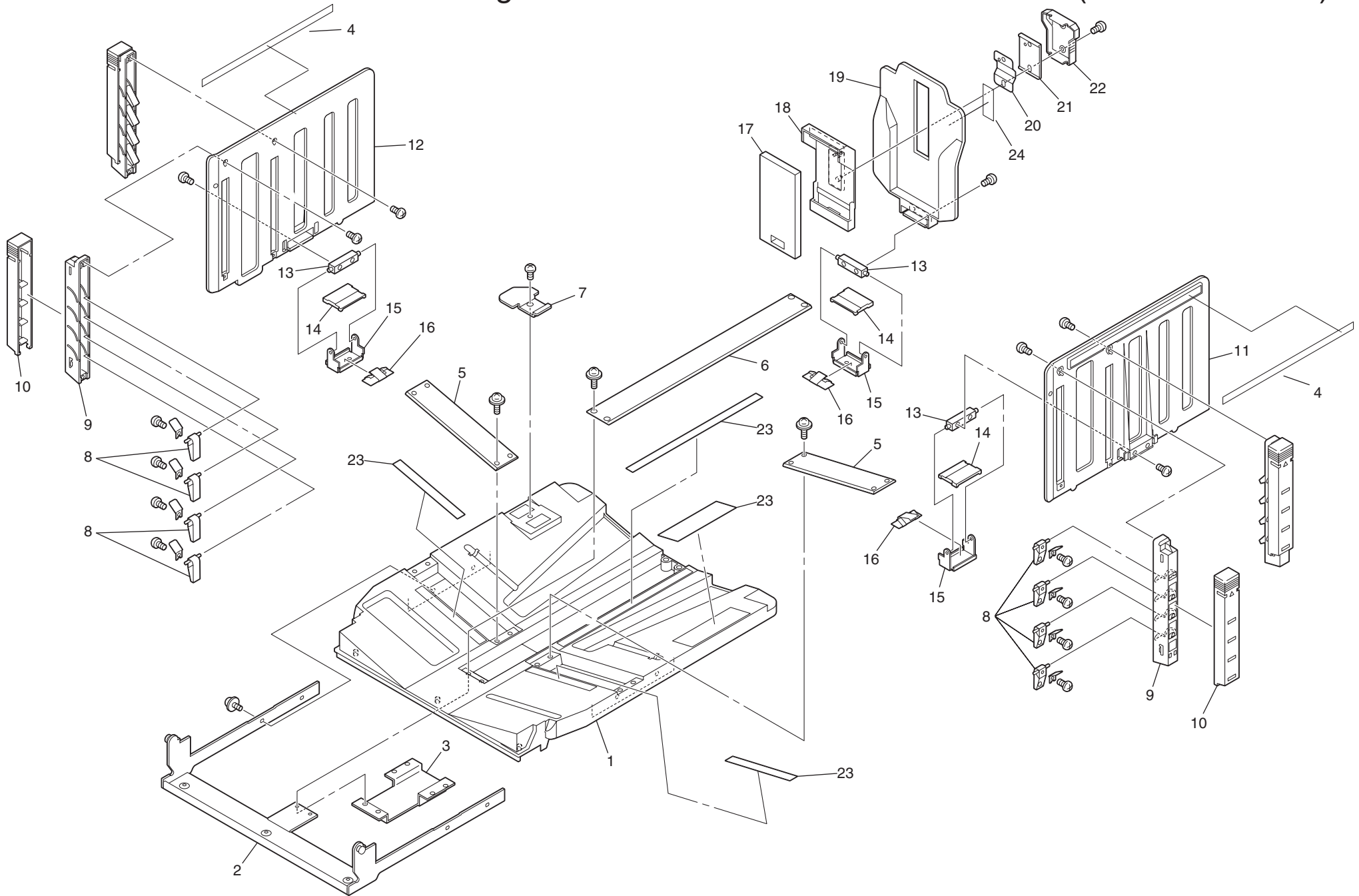
Fig.17 SUCTION AREA

1-36

No.	Part No.	Part Name	Q'ty	Remark
	030-95210-154	Suction Unit SU	1	
1	030-15240-201	*Suction Base	1	
2	030-15219-105	*Suction Control Base	1	
3	030-15220-103	*Shaft; Wing Cam	1	
4	030-15221-002	*Cam; Belt	1	
5	612-30400-007	*GEAR; M0.5X40RX5	1	
6	030-15264-003	*Seal; Suction	1	
7	607-13005-005	*METAL; F6X10X7; 12X2	2	
8	030-15218-001	*Cam; Wing	2	
9	030-15211-201	*Wing R	1	
10	030-15273-002	*Support Plate; Wing	2	
11	030-15216-106	*Shaft; Wing	2	
12	030-15217-005	*Spring; Wing	2	
13	030-15279-108	*De-electricity Brush	2	
14	030-15210-205	*Wing F	1	
15	030-51043-200	*Wire Harness; Suction/Wing Motor	1	
16	030-12111-001	*Bracket; Sensor	1	
17	030-15271-000	*Bracket; Wing Motor	1	
18	490-33008-006	*PM42L-048-ZWF9	1	
19	030-51159-003	*Wire Harness; TGM Core	1	
20	030-99370-059	*TG Motor ASSY	1	
21	030-15245-106	*Bracket; Suction Motor	1	
22	030-15243-200	*Suction Box	1	
23	030-15230-303	*Feed Base	1	
24	030-15241-003	*Shaft; Transfer Belt	1	
25	030-15249-004	*Roller (Inner); Transfer Belt	2	
26	030-15248-008	*Roller (Outer); Transfer Belt	2	
27	629-94570-000	*Flat Belt; 15X0.65X457	2	
28	629-93280-009	*Flat Belt; 30X0.65X328	2	
29	611-62410-007	*PULLEY; P24-S2M-7.5	1	
30	600-50059-017	*BEARING; FLW688ZZ	2	
31	621-01584-009	*BELT; 45S2M158	1	
32	030-15247-001	*Cover; Paper Ejc. Sensor (Send)	1	

No.	Part No.	Part Name	Q'ty	Remark
33	444-42012-005	*SENSOR; KH0654-20 (Send)	1	
34	030-15239-009	*Roller; Shaft; Support Rib	2	
35	030-15283-008	*Plate Spring; Roller; Suction	1	
36	030-15281-005	*Extentension Jump Wing; F	1	
37	030-15282-001	*Extentension Jump Wing; R	1	
38	030-15246-102	*Shaft; Support Rib	1	
39	030-15225-105	*Support Rib Holder	1	
40	030-15227-000	*Belt Roller; Support Rib	1	
41	030-15226-004	*Shaft; Belt Roller; Support Rib	1	
42	030-15223-005	*Disc; Wing HP Sensor	1	
43	665-02056-000	*Wire Saddle; LWS-0511	1	
44	030-51052-101	*Junction Harness; Suction Sensor	1	
45	490-41009-003	*FAN; D12F-24PLH1C10	1	
46	444-30000-109	*SENSOR; GP1A73A	2	
47	030-51039-105	*Ground Wire; Suction	2	
48	030-15279-108	De-electricity Brush	1	
49	030-15256-108	De-electricity Plate	1	
50	030-15252-005	Fix Shaft; Suction Unit	2	
51	550-21141-002	Seal; P.-Rcv.-T.; Folding; US	1	I,W,N,EP,UI,AW,AN,EN
51	550-21142-009	Seal; P.-Rcv.-T.; Folding; Pic.	1	P,EP,UP
52	550-21073-007	Seal;P-Rcv -T;Caution	1	

Fig.18 PAPER RECEIVING TRAY AREA (3700/3500/3100)



I - 37

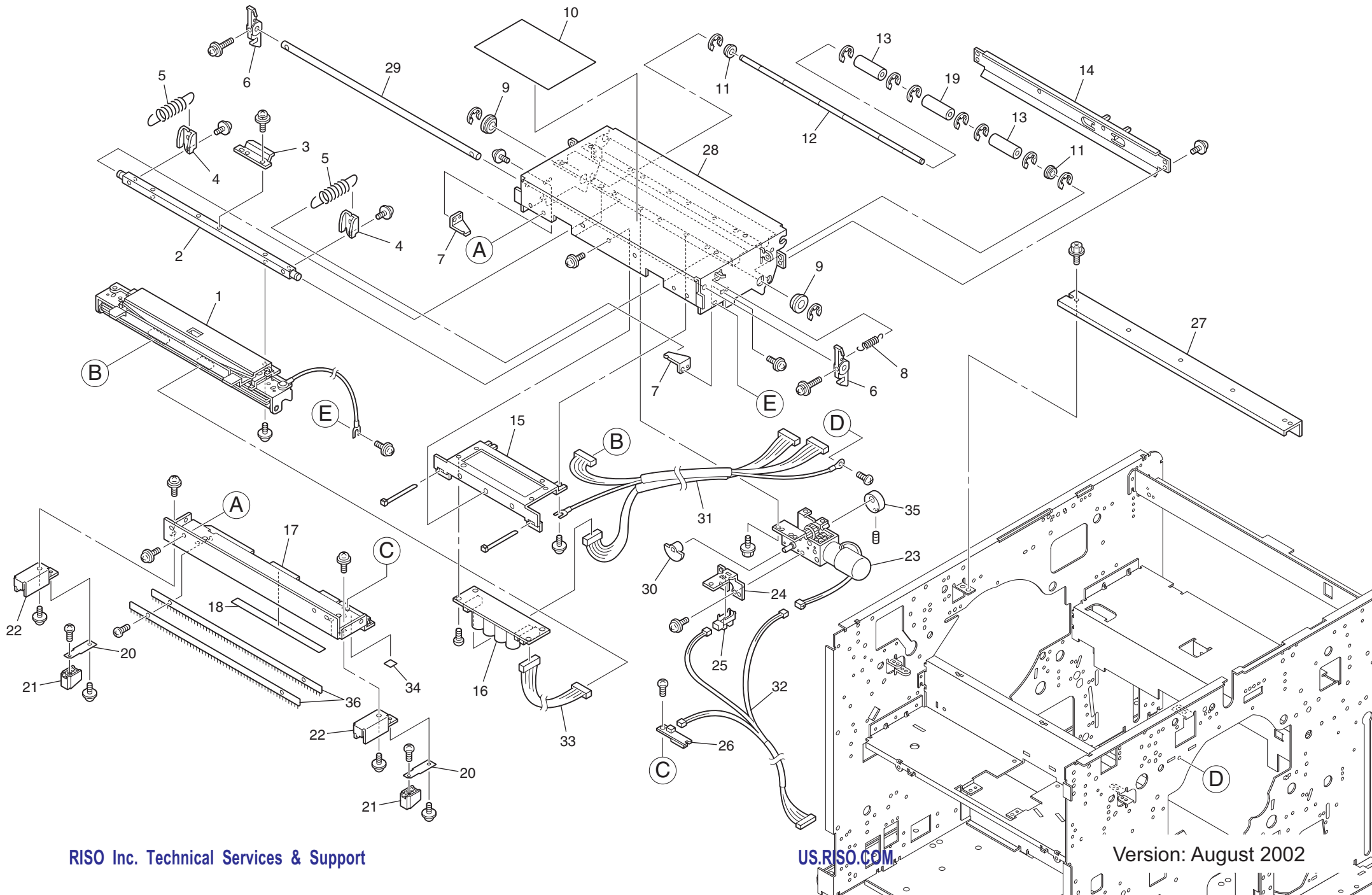
Fig18 PAPER RECEIVING TRAY AREA

1 - 38

No.	Part No.	Part Name	Q'ty	Remark
	030-95320-154	P.-Rcv.-T. Unit ; SU	1	
1	030-15310-005	*Cover ; P.-Rcv.-T.	1	
2	030-15314-108	*Frame; P.-Rcv.-T.	1	
3	019-13130-002	*Ground Plate; P.-Rcv. -P.	1	
4	019-13112-004	* Reinforce Paper Stopper	2	
5	019-13132-200	*Slide Rail B; P.-Rcv.-T.	2	
6	019-13131-203	*Slide Rail A; P.-Rcv.-T.	1	
7	030-15318-006	*Plate; Magnet	1	
8	019-13115-500	*Flap; P.-Rcv.-T.	16	
9	030-15317-107	*Flap Holder	4	
10	030-15316-003	*Cover; Flap Holder	4	
11	030-15311-400	*Paper Guide F; P.-Rcv.-T.	1	
12	030-15312-407	*Paper Guide R; P.-Rcv.-T.	1	
13	007-13124-109	*Base Block; Paper Guide; Rcv.	3	
14	015-35226-004	*Slide Plate; P.-Rcv. -T.	3	
15	015-35223-102	*Slide Base; P.-Rcv.-T.	3	
16	015-35225-300	*Plate Spring; P.-Rcv.-T.	3	
17	018-33151-300	*Fence Cushion	1	
18	030-15319-002	*Bracket; Cushion	1	
19	030-15313-004	*Paper Stoper; N	1	
20	018-33105-007	*Plate; Fence	1	
21	018-33103-004	*Hook Plate	1	
22	018-33104-000	*Stopper; P.-Rcv.-T.	1	
23	550-21296-200	Seal; P.-Rcv.-T.;US	1	I,UI
23	550-21298-211	Seal; P.-Rcv.-T.; Pic.	1	P,EP,UP
23	550-21299-200	Seal; P.-Rcv.-T.	1	W,N,EN,,AW,AN
23	550-21527-105	Seal; P.-Rcv.-T.;Ch	1	C
24	550-21739-102	Seal; Paper Stopper	1	P,EP,UP
24	550-21740-100	Seal; Paper Stopper Pic	1	I,W,N,EN,UI,AW,AN
24	550-21741-107	Seal; Paper Stopper Ch	1	C

No.	Part No.	Part Name	Q'ty	Remark

Fig.19 MASTER MAKING AREA (1)



1-39

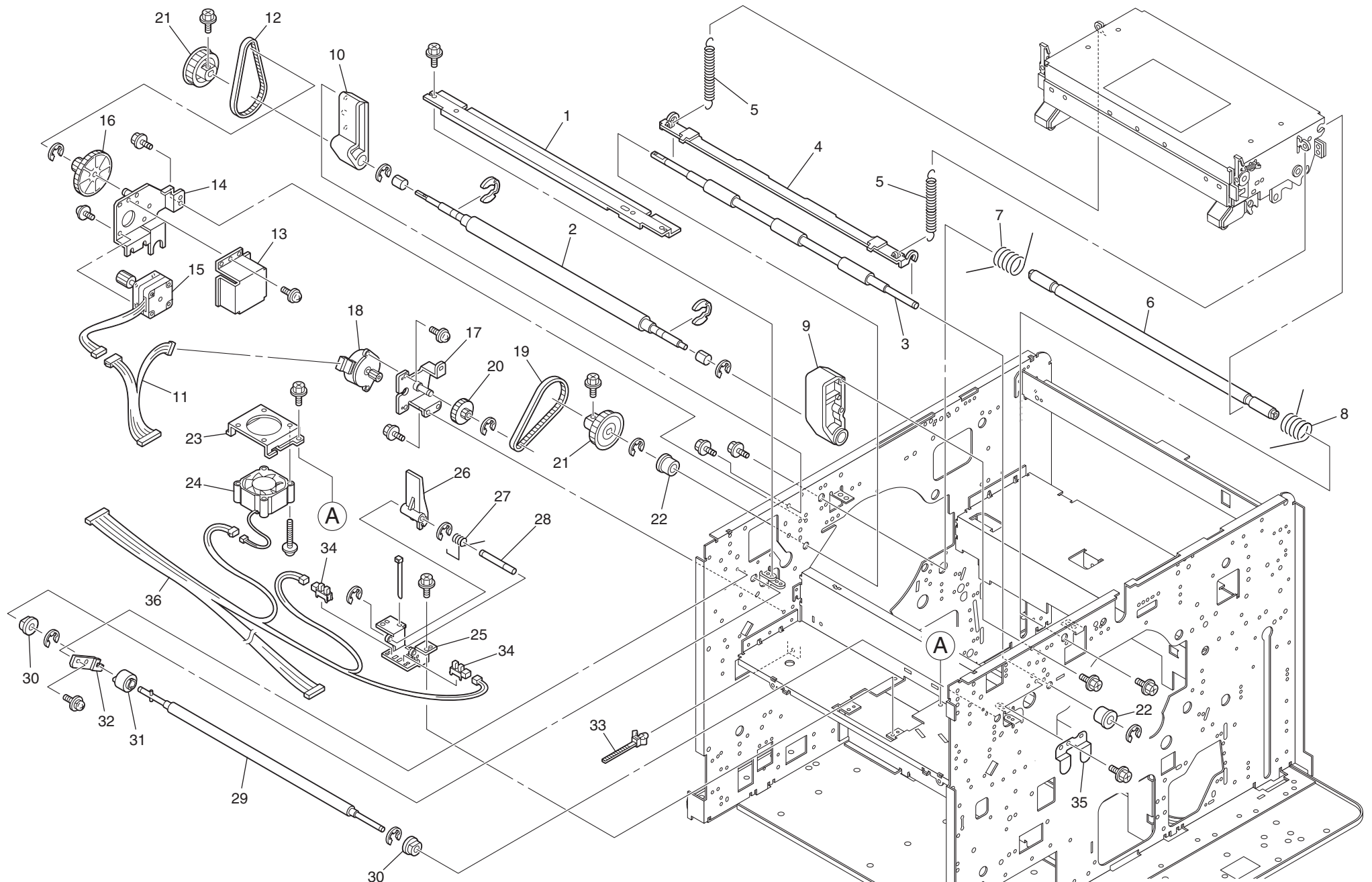
Fig.19 MASTER - MAKING AREA (1)

No.	Part No.	Part Name	Q'ty	Remark
1	030-98102-050	T600A3RP3-TPH ASSY; SU	1	37xx
1	030-98103-057	T400A3RP3-TPH ASSY; SU	1	35xx
1	030-98104-053	T300A3RP3-TPH ASSY; SU	1	31xx
2	030-18205-105	Support Bar; TPH	1	
3	030-18212-004	Plate; Pressure Release	1	
4	030-18207-000	Hook A; TPH Spring	2	
5	030-18228-008	TPH Spring	2	
6	011-15013-005	Open/Close Hook	2	
7	030-18208-007	Hook B; TPH Spring	2	
8	030-18229-004	Spring; Open-Close Hook	1	
9	607-15000-000	METAL; F8X13/12X5; 16X2	2	
10	030-04045-008	Seal; M.-M.	1	I,W,N,EN,UI,AW,AN
10	030-04046-004	Seal; M.-M.; Pic.	1	P,EP,UP
10	030-04047-000	Seal; M.-M. Ch	1	C
11	607-13003-002	METAL; F6X8X3/10X1	2	
12	030-18218-100	Shaft; Load Roller (Upper)	1	
13	030-18219-009	Load Roller (Upper/Side)	2	
14	030-18224-002	Bracket; L Spring	1	
15	030-18232-102	Bracket; TPH PCB	1	
16	030-50504-106	TPH PCB	1	
17	030-18203-102	Lower Cover; M.-M.-Unit	1	
18	550-20118-104	Seal; TPH; RC	1	I,W,N,EN,UI,AW,AN
18	550-20228-104	Seal; TPH; M	1	P,EP,UP
18	550-21519-005	Seal; TPH; Ch	1	C
19	030-18217-006	Load Roller (Upper/Center)	1	
20	030-18234-105	Spring; Master Tension	2	
21	030-18235-004	Collar; Master Tension	2	
22	030-18233-109	Bracket; Master Tension	2	
23	490-22007-008	Motor; HMB5066-010020	1	
24	021-18137-100	Bracket; TPH Press. Sensor	1	
25	444-30000-109	SENSOR; GP1A73A	1	

1 - 40

No.	Part No.	Part Name	Q'ty	Remark
26	444-42015-004	SENSOR; KB1136-RK23 (Rcv.)	1	
27	030-18121-009	Upper Stay; Master Making	1	
28	030-18201-207	Frame; M.-M. Unit	1	
29	030-18204-001	Shaft; Open/Close Hook	1	
30	021-18136-007	Disk; TPH Pressure	1	
31	030-51108-301	Wire Harness; TPH-H	1	
32	030-51067-001	Wire Harness; M.-M. Unit	1	
33	030-51012-100	Wire Harness; TPH Sub Power	1	37xx
33	030-51078-003	Wire Harness; TPH Sub Power M	1	35xx/31xx
34	030-18221-003	Light Absorber Sheet; 12X12	1	
35	030-18210-001	Cam; Pressure Release	1	
36	014-15011-004	De-electricity Bar; M.-M.; A3	2	

Fig.20 MASTER MAKING AREA (2)



1 - 41

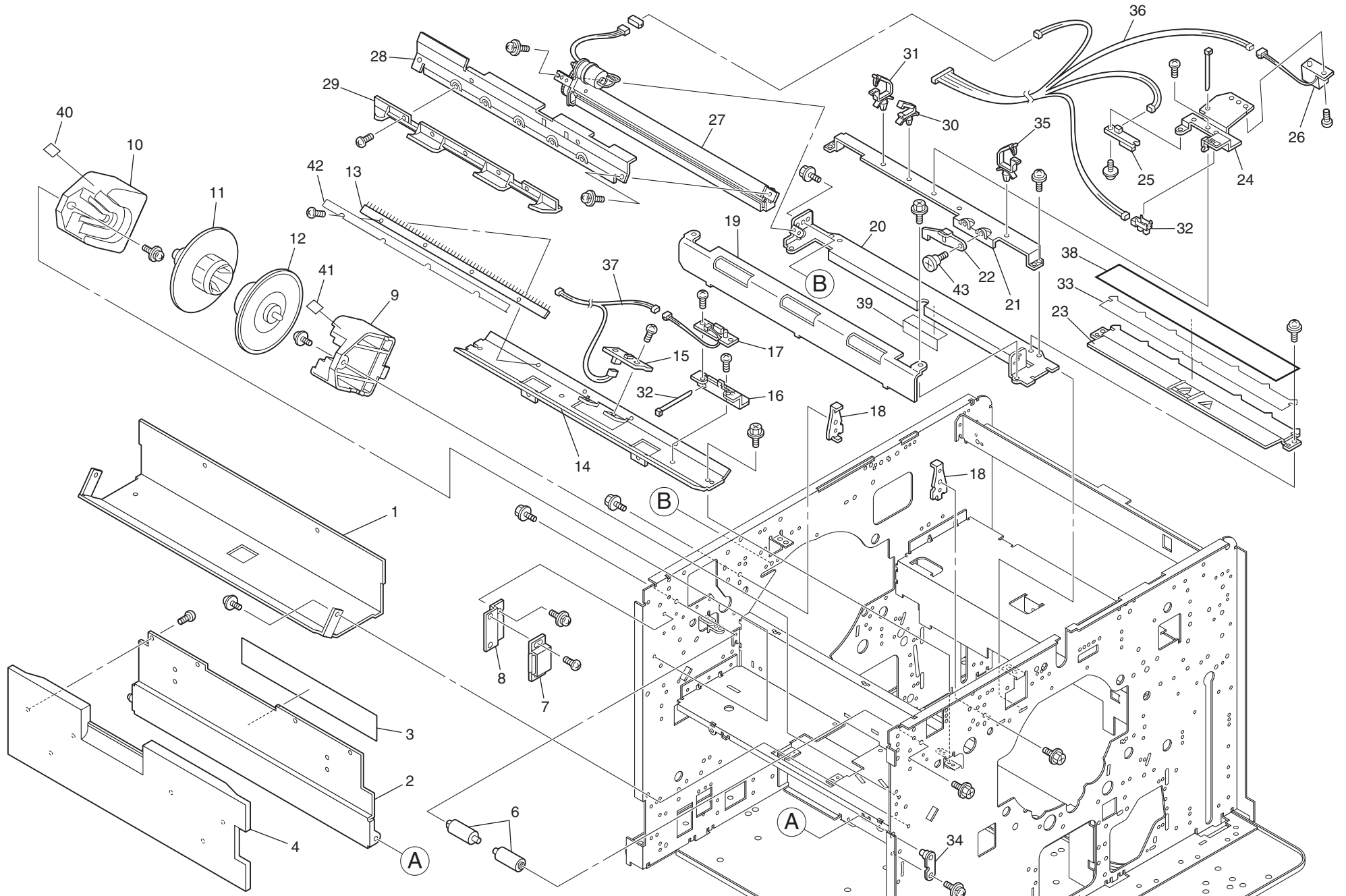
Fig20 MASTER MAKING AREA (2)

No.	Part No.	Part Name	Q'ty	Remark
1	030-18313-005	Stay; Set Guide	1	
2	030-18101-008	Write Roller	1	
3	030-18102-101	Load Roller (Lower)	1	
4	030-18104-007	Master Guide Plate	1	
5	030-18106-000	Spring; Master Guide Plate	2	
6	030-18124-008	Main Shaft; M.-M. Unit	1	
7	030-18125-004	Spring F; M.-M. Unit	1	
8	030-18126-000	Spring R; M.-M. Unit	1	
9	030-18152-109	Holder R; Write Roller	1	37xx
10	030-18151-200	Holder F; Write Roller	1	37xx
11	030-51069-209	Wire Harness; F Drive CN11	1	
12	621-01056-002	BELT; 60-S2M-210	1	
13	030-18143-002	Cover; Write Pulse Motor	1	
14	030-18129-000	Bracket; Write Pulse Motor	1	
15	490-31003-104	Motor; STP-42D275	1	
16	613-17400-003	PULLEY; M0.8X74+21S2M	1	
17	030-18136-006	Bracket; Load Pulse Motor	1	
18	490-33005-007	Motor; PM42L-048-ZXE7	1	
19	621-01156-007	BELT; 60-S2M-230	1	
20	613-16300-005	PULLEY GEAR; M0.5X63+21S2M	1	
21	611-97210-000	PULLEY; P72-S2M-6	2	
22	607-15005-002	METAL; F8X10X8; 12X1.5	2	
23	030-18148-004	Bracket; Storage Fan	1	
24	490-40001-009	2410ML-05W-B50-J20	1	
25	030-18324-007	Bracket; Mstr.-V.-Det.-Lever	1	37xx/35xx
26	030-18310-103	Mstr.-V.-Det.-Lever	1	37xx/35xx
27	030-18322-004	Spring; Mstr.-V.-Det.	1	37xx/35xx
28	030-18321-008	Shaft; Mstr.-V.-Det.	1	37xx/35xx
29	030-18103-000	Tension Roller	1	
30	607-13000-003	METAL; F6X10/9X4; 12X1.5	2	
31	610-10005-000	Torque Limitter; OTLC6-100A	1	
32	030-18144-009	Plate; Torque Limitter	1	
33	665-01205-002	Reuse Band; RSG-100	1	

I - 42

No.	Part No.	Part Name	Q'ty	Remark
34	444-30000-109	SENSOR; GP1A73A	2	37xx/35xx
35	030-18147-008	Roller Holder	1	
36	030-51068-105	Wire Harness; F Drive CN7	1	37xx/35xx
36	030-51113-100	Wire Harness; F Drive CN7 L	1	31xx

Fig.21 MASTER MAKING AREA (3)



I - 43

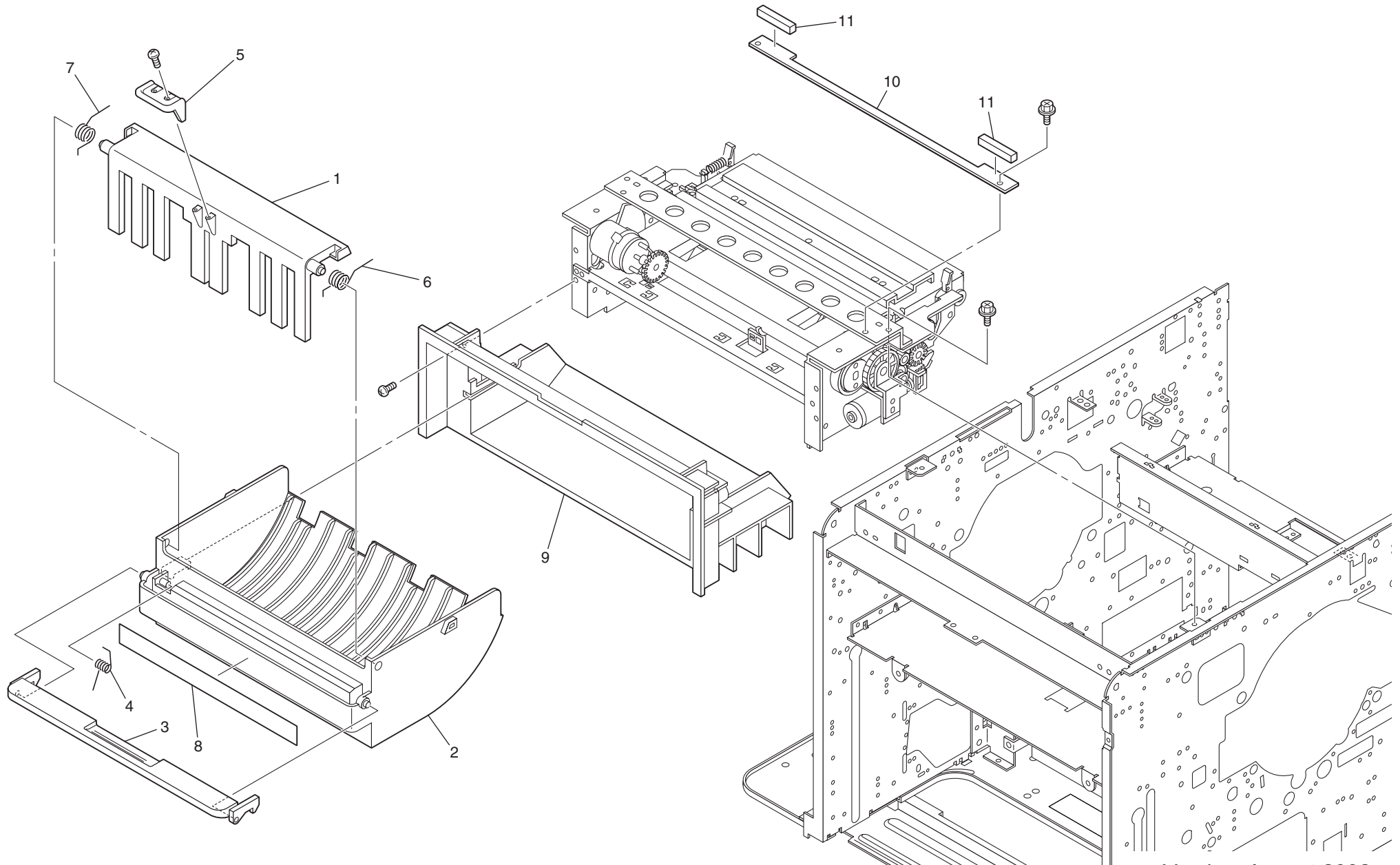
Fig21 MASTER MAKING AREA (3)

I - 44

No.	Part No.	Part Name	Q'ty	Remark
1	030-18312-106	Holder Base	1	
2	030-18314-001	Cover Plate	1	
3	030-04048-007	Seal; Master Set;	1	I,W,N,AN,EN UI,AW
3	030-04049-003	Seal; Master Set; Pic.	1	P,EP,UP
3	030-04050-001	Seal; Master Set; Ch	1	C
4	030-18301-007	Cover; Holder Base	1	
6	030-18127-007	Hook Shaft	2	
	011-93110-114	Bracket; Magnet Catch ASSY	1	3700/3500/3100
7	660-05000-018	*Magnet Catch; SM-50P	1	3700/3500/3100
8	011-13122-206	*Bracket; Magnet Catch	1	3700/3500/3100
9	030-18303-000	Master Holder R	1	
10	030-18302-003	Master Holder F	1	
10	030-18331-003	Master Holder F2	1	S3700
11	030-18304-006	Master Flange F	1	
11	030-18305-002	Master Flange F2	1	S3700
12	030-18307-005	Master Flange R	1	
12	030-18308-001	Master Flange R2	1	S3700
13	030-18242-000	De-electricity Bar G; A3	1	
14	030-18122-200	Stay:Write Roller	1	
15	444-50002-000	SENSOR; PE1151AC	1	37xx/35xx
16	030-18325-003	Bracket; Mstr.-End/Det. Sensor	1	
17	444-42014-105	SENSOR; KB1136-RK12 (Send)	1	
18	030-18105-003	Hook; Master Guide Spring	2	
19	030-18107-006	Load Roller Guide	1	
20	030-18111-003	Cutter Guide (Lower)	1	
21	030-18123-001	Bracket; Shutter	1	
22	030-18113-006	Shutter	1	
23	030-18112-204	Cutter Guide (Upper)	1	
24	030-18150-106	Bracket; Mstr.-Load/Pos. Sensor	1	
25	444-43001-201	SENSOR; KH0726-01	1	
26	444-43002-100	SENSOR; KR1135-RK	1	
27	030-98101-003	Cutter	1	

No.	Part No.	Part Name	Q'ty	Remark
28	030-18110-309	Cover; Cutter	1	
29	030-18108-002	Guide; Master Set	1	
30	665-02059-000	Clipper; CP-1008	1	
31	665-02044-002	Wire Saddle; LWS-0711	1	
32	444-30000-109	SENSOR; GP1A73A	1	
33	030-18114-100	Sheet; Clamp Guide	1	
34	014-15214-002	Bracket; Cover Plate	1	
35	665-02043-006	Wire Saddle; LWS-1316	1	
36	030-51049-100	Wire Harness; M.-M./Cutter	1	
37	030-51071-009	Junction Harness; W.-R.-Temp.	1	37xx/35xx
37	030-51165-003	Junction Harness; W.-R.-Temp. L	1	31xx
38	030-18109-106	Sheet; Master Loading	1	
39	021-18175-002	Light Absorber Strip	1	
40	030-04143-000	SEAL MASTER HOLDER; WHITE	1	
41	030-04144-006	SEAL MASTER HOLDER; BLUE	1	
41	030-04145-002	SEAL MASTER HOLDER; DARK GREEN	1	S3700
42	030-18243-104	De-electricity cover G; A3	1	
43	635-17613-004	Stepped Screw; 6x1.8; M3x4	1	

Fig.22 MASTER - REMOVAL AREA (1)



I - 45

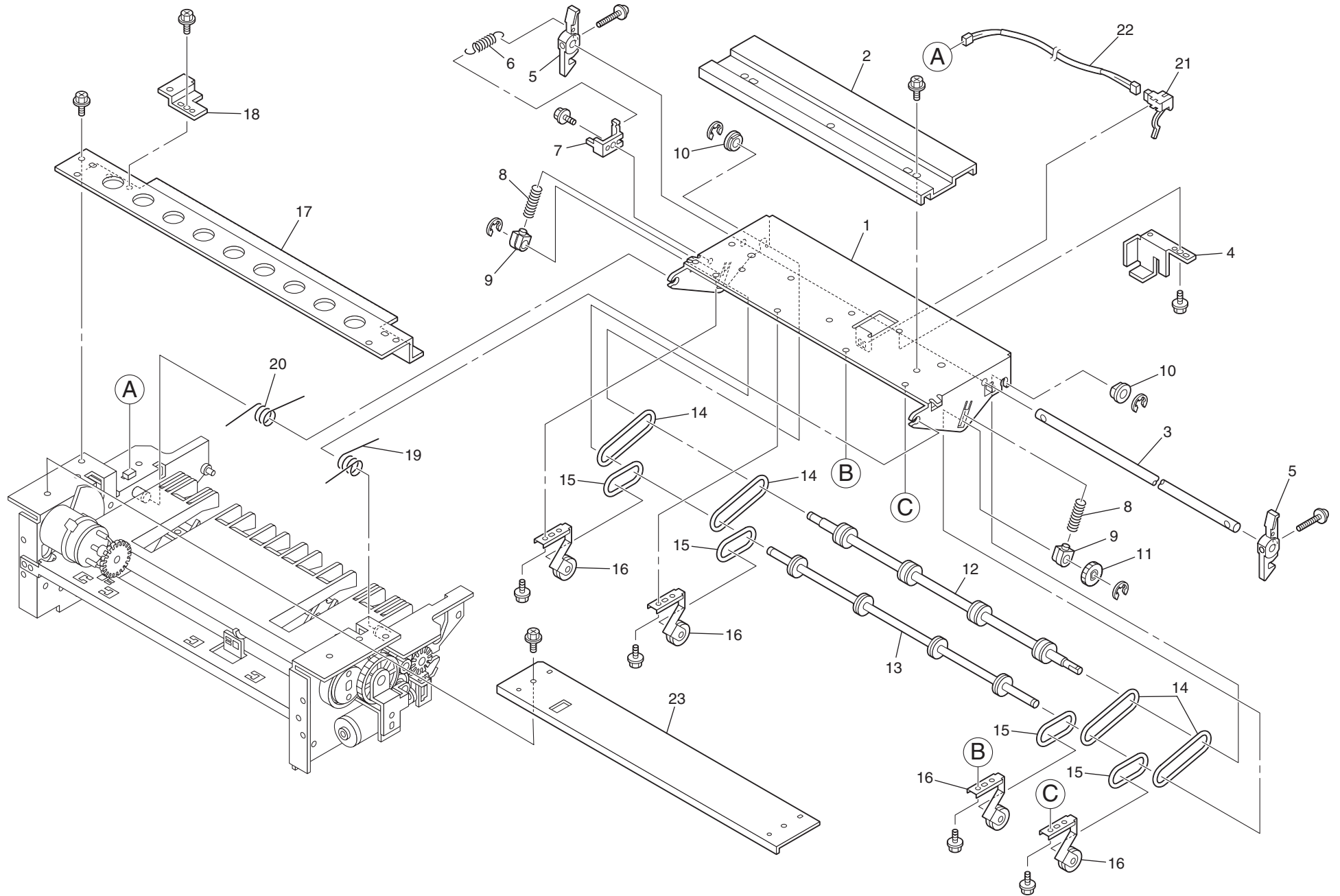
FIG22 MASTER REMOVAL (1) AREA

No.	Part No.	Part Name	Q'ty	Remark
	030-99402-155	Disposal Box Unit	1	
1	030-19402-109	*Cover; Disposal Box	1	
2	030-19401-200	*Disposal Box	1	
3	030-19403-105	*Lever; Disposal Box	1	
4	030-19404-004	*Spring; Disposal Box	1	
5	030-19406-007	*Sub Lever Disposal Box	1	
6	030-19407-003	*Spring; F;Disposal Box	1	
7	030-19408-000	*Spring; R;Disposal Box	1	
8	030-04059-009	Seal; Master Disposal;	1	I,W,N,EN,UI,AW,AN
8	030-04060-007	Seal; Master Disposal; Pic.	1	P,EP,UP
8	030-04061-003	Seal; Master Disposal; Ch	1	C
9	030-19501-000	Master Disposal Cover	1	
10	030-17191-100	GASKET; BASE Plate	1	
11	481-30033-108	GASKET; GROUND	2	

No.	Part No.	Part Name	Q'ty	Remark

1 - 46

Fig.23 MASTER - REMOVAL AREA (2)



1-47

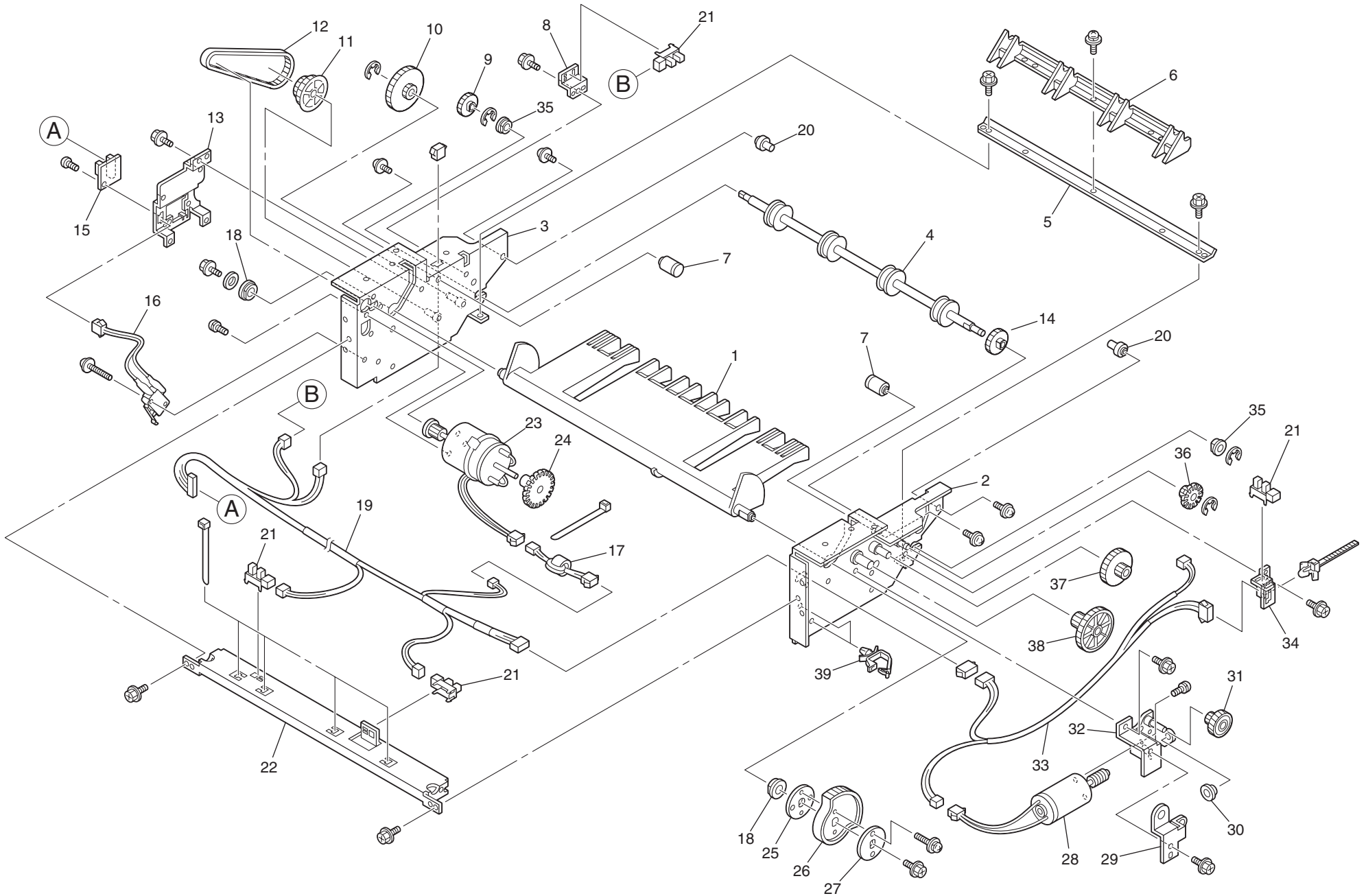
Fig23 MASTER REMOVAL (2) AREA

I - 48

No.	Part No.	Part Name	Q'ty	Remark
	030-99410-050	Master Disposal Unit ; SU	1	
1	030-19111-104	*Housing; Master Disposal	1	
2	030-19113-000	*Cover; Housing; Mstr.-Disposal	1	
3	030-19123-005	*Shaft; Disposal Hook	1	
4	030-19114-103	*Cover; Disposal Jam Sensor	1	
5	011-15013-005	*Open/Close Hook	2	
6	011-15098-000	*Hook Spring	1	
7	030-19112-003	*Plate; Disposal Top Cover Sensor	1	
8	030-19141-003	*Spring; Disposal Roller	2	
9	030-19131-008	*Spring Catch	2	
10	607-13000-003	*METAL; F6X10/9X4; 12X1.5	2	
11	612-13100-008	*GEAR; M1.25X14X5	1	
12	030-19101-001	*Master Disposal Roller (Upper)	1	
13	030-19103-101	*Pulley Shaft	1	
14	628-21521-004	*Transfer Belt II; 2X152	4	
15	628-20900-001	*Transfer Belt II; 2X90	4	
16	030-19104-000	*Pulley; Master Disposal	4	
17	030-19324-000	*Stay D; Master disposal	1	
18	030-19115-002	*Stopper Plate; Disposal Top Cover	1	
19	030-19351-008	*Spring F; Disposal Top Cover	1	
20	030-19352-004	*Spring R; Disposal Top Cover	1	
21	444-41002-103	*SENSOR; OS665633-703	1	
22	030-51029-002	*Junction Harness; Disposal Jam	1	
23	030-19321-001	*Stay A; Master Disposal	1	

No.	Part No.	Part Name	Q'ty	Remark

Fig.24 MASTER - REMOVAL AREA (3)



1 - 49

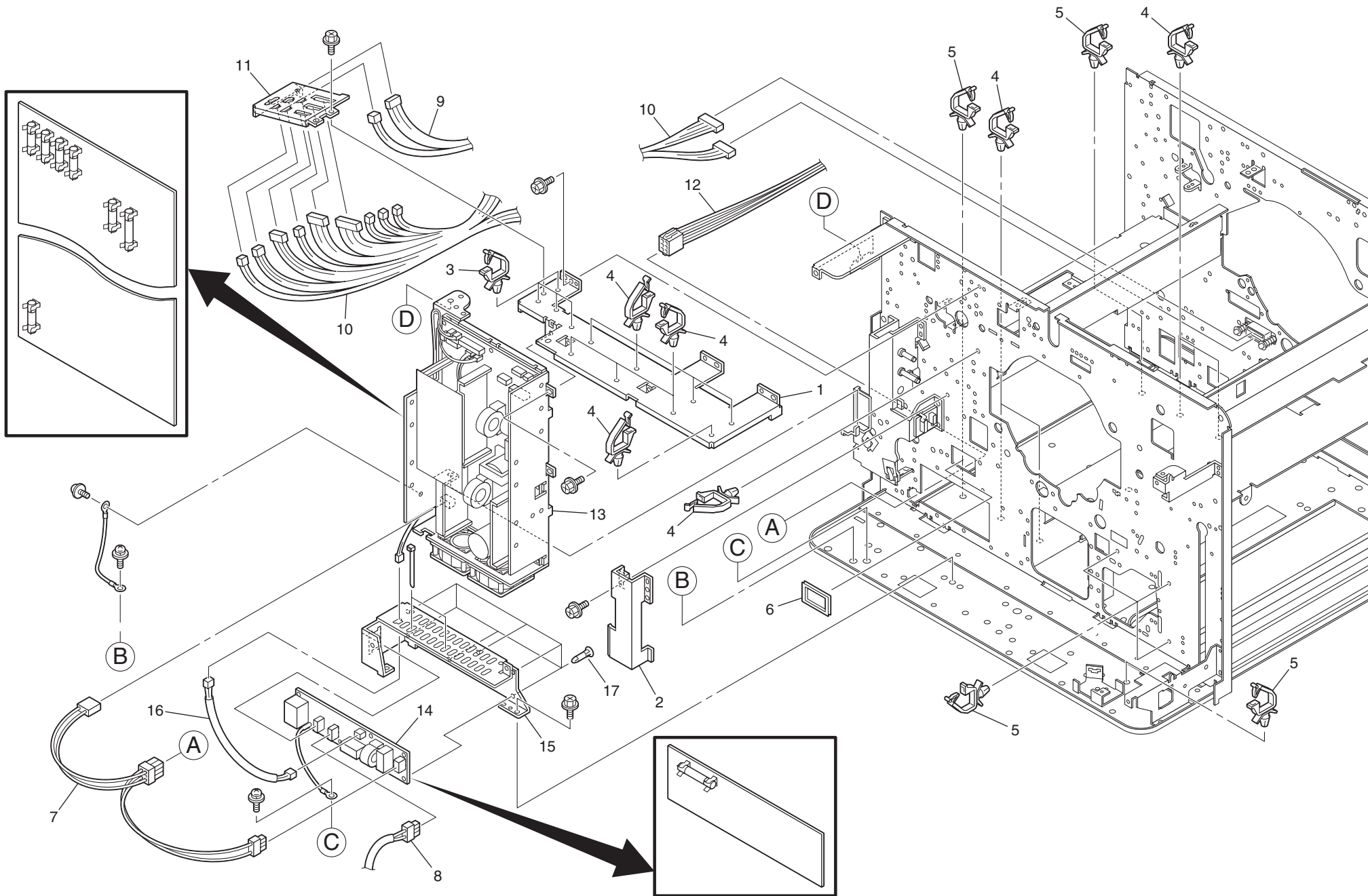
Fig24 MASTER REMOVAL (3) AREA

No.	Part No.	Part Name	Q'ty	Remark
	030-99410-050	Master Disposal Unit ; SU	1	
1	030-19201-103	*Master Compression Plate	1	
2	030-19301-108	*Disposal Frame F	1	
3	030-19311-103	*Disposal Frame R	1	
4	030-19102-105	*Disposal Roller (Lower)	1	
5	030-19323-004	*Stay C; Disosal	1	
6	030-19325-007	*Disposal Guide	1	
7	030-19306-002	*Shaft A; Housing	2	
8	030-19326-003	*Bracket; M.-M.-Top cover set sensor	1	
9	612-11302-002	*GEAR; M0.8X32X5	1	
10	612-81601-007	*GEAR; M0.8X25+M0.8X60	1	
11	613-11300-007	*PULLEY GEAR; 0.8X31+53S2M	1	
12	621-03084-003	*BELT; 40S2M308	1	
13	030-19327-000	*Belt Cover	1	
14	612-13200-100	*GEAR; M1.25x21x4	1	
15	030-50517-208	*Junction PCB; 15-7	1	
16	030-51060-007	*Safety SW Ass'y	1	
17	030-51159-003	*Wire Harness;TGM core	1	
18	607-16001-000	*METAL; F10X15/14X6; 18X2	2	
19	030-51030-000	*Junction Harness; Disposal (Sensor)	1	
20	030-19307-009	*Housing Shaft B	2	
21	444-30000-001	*SENSOR; GP1A73A	4	
22	030-19322-105	*Stay B; Disposal	1	
23	490-21012-008	*Motor; CCWTG-30R-E113, 24V	1	
24	030-19331-007	*FG Slit; 24-4-36	1	
25	030-19243-000	*Bracket B; Compression Gear	1	
26	612-12701-008	*GEAR; M1X71X14	1	
27	030-19242-004	*Bracket A; Compression Gear	1	
28	490-21013-209	*Motor; CWKL558	1	
29	030-19207-004	*Cover; Compression Gear	1	
30	030-19205-001	*Support; Clamp Worm	1	
31	612-81303-006	*GEAR; M0.8X35+M0.8X15	1	
32	030-19202-100	*Bracket; Compression Motor	1	

No.	Part No.	Part Name	Q'ty	Remark
33	030-51031-007	*Junction Harness; Disposal (Motor)	1	
34	030-19206-008	*Bracket; Comp.-Limit Sensor	1	
35	607-13000-410	*METAL; F6X10/9X6; 12X1.5	2	
36	612-11103-000	*GEAR; M0.8X15X7	1	
37	612-81401-008	*GEAR; M0.8X17+M0.8X49	1	
38	612-81602-003	*GEAR; M1X17+M0.8X61	1	
39	665-02044-002	*Wire Saddle; LWS-0711	2	

I-50

Fig.25 ELECTRICAL COMPONENT AREA (1)



1 - 51

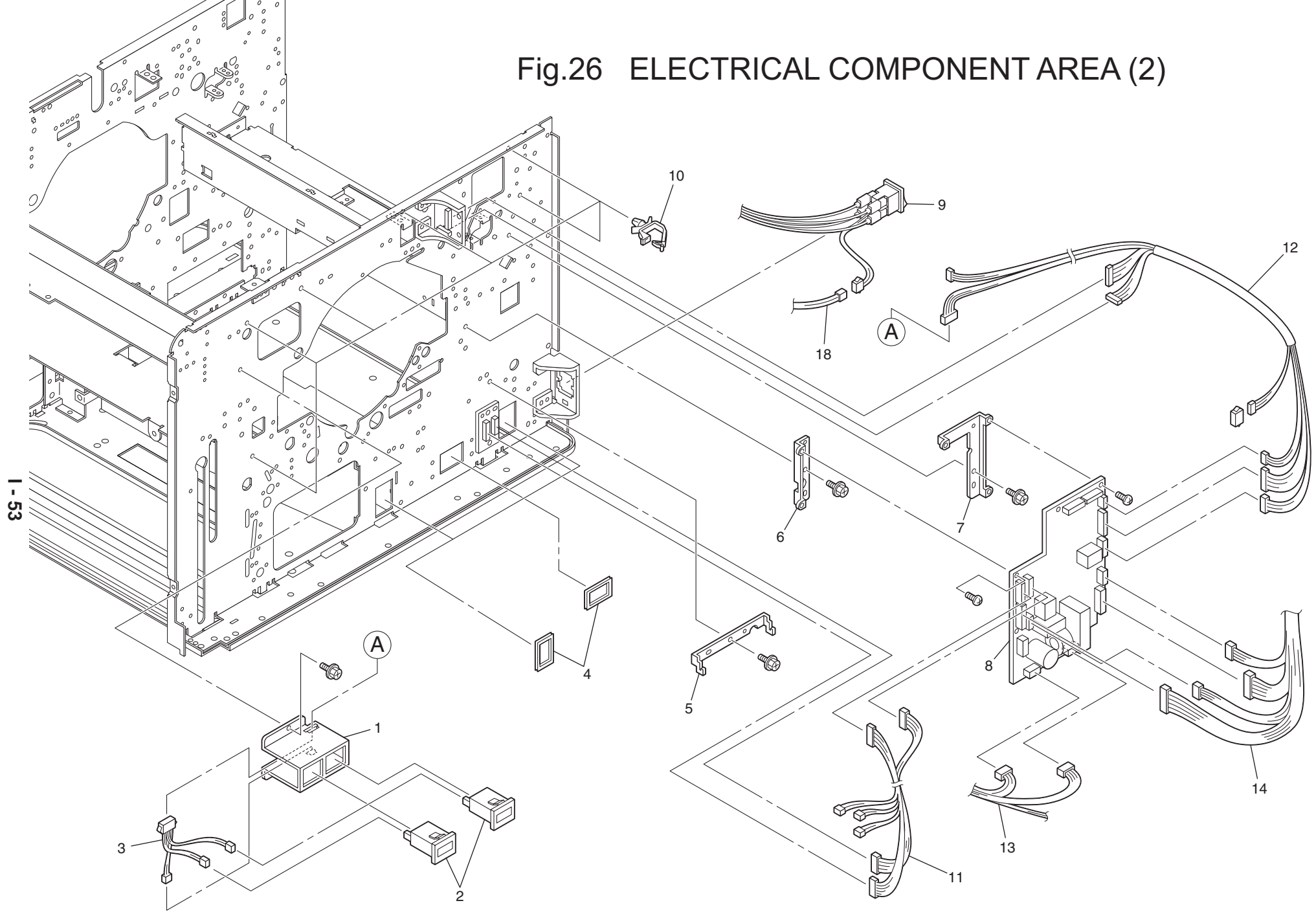
Fig25 ELECTRICAL COMPONENT AREA (1)

No.	Part No.	Part Name	Q'ty	Remark
1	030-11302-008	Wire Harness Plate	1	
2	030-11334-007	Wire Cover	1	
3	665-02055-004	Wire Saddle; LWS-2218	4	
4	665-02043-006	Wire Saddle; LWS-1316	13	
5	665-02044-002	Wire Saddle; LWS-0711	6	
6	665-04002-005	Square Bush N; NB4025	1	
7	030-51000-306	Wire Harness; Primary Power	1	
8	030-51090-003	Inlet Terminal 1:HCP	1	3790/3590
9	030-51050-109	Wire Harness; F Drive Power	1	
10	030-51013-106	Wire Harness; F Drive	1	
11	030-11340-007	Junction Plate	1	
12	030-51001-205	Wire Harness; Power SW	1	
13	030-50526-207	Power Supply Unit IX-H100	1	I,N,EN,UI,AN
13	030-50529-001	Power Supply Unit IX-H200	1	P,W,C,EP,UP,AW
14	030-50525-405	Filter PCB G-100	1	I,N,EN,UI,AN
14	030-50528-200	Filter PCB G-200	1	P,W,C,EP,UP,AW
15	030-11306-305	Bracket; Inlet	1	
16	030-51064-100	Junction Harness; Filter Relay	1	
17	505-00601-008	Spacer; KGLS-8RT	5	
N/A	030-50542-008	EMI-FILTER-PCB	1	P, EP

I - 52

No.	Part No.	Part Name	Q'ty	Remark

Fig.26 ELECTRICAL COMPONENT AREA (2)



1 - 53

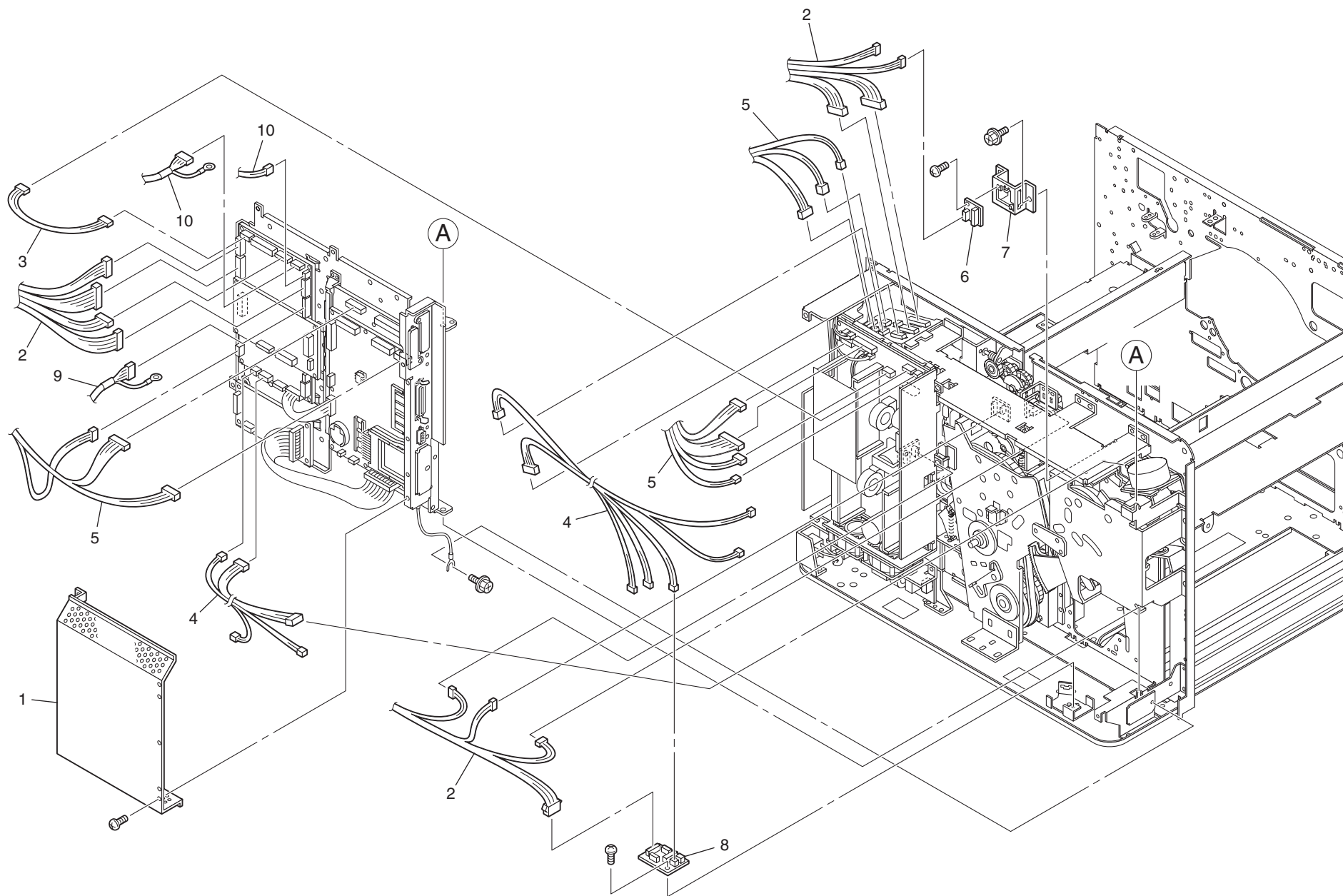
Fig26 ELECTRICAL COMPONENT AREA (2)

No.	Part No.	Part Name	Q'ty	Remark
1	030-17151-109	Bracket; Counter	1	
2	492-00001-108	COUNTER; MZ-775-DC24V 117	2	
3	030-51045-008	Wire Harness; Counter	1	
4	665-04002-005	Square Bush N; SB4025	3	
5	030-11330-001	Bracket C; Front Drive PCB	1	
6	030-11328-007	Bracket A; Front Drive PCB	1	
7	030-11329-100	Bracket B; Front Drive PCB	1	
8	030-50501-107	Front Drive PCB	1	
9	030-51001-108	Wire Harness; Power SW	1	
10	665-02044-002	Wire Saddle; LWS-0711	6	
11	030-51106-104	Wire Harness; F Drive CN10/13	1	
12	030-51105-302	Wire Harness; F Drive M.-M./Motor	1	
13	030-51050-109	Wire Harness; F Drive Power	1	
14	030-51013-106	Wire Harness; F Drive	1	

No.	Part No.	Part Name	Q'ty	Remark

I - 54

Fig.27 ELECTRICAL COMPONENT AREA (3)



1 - 55

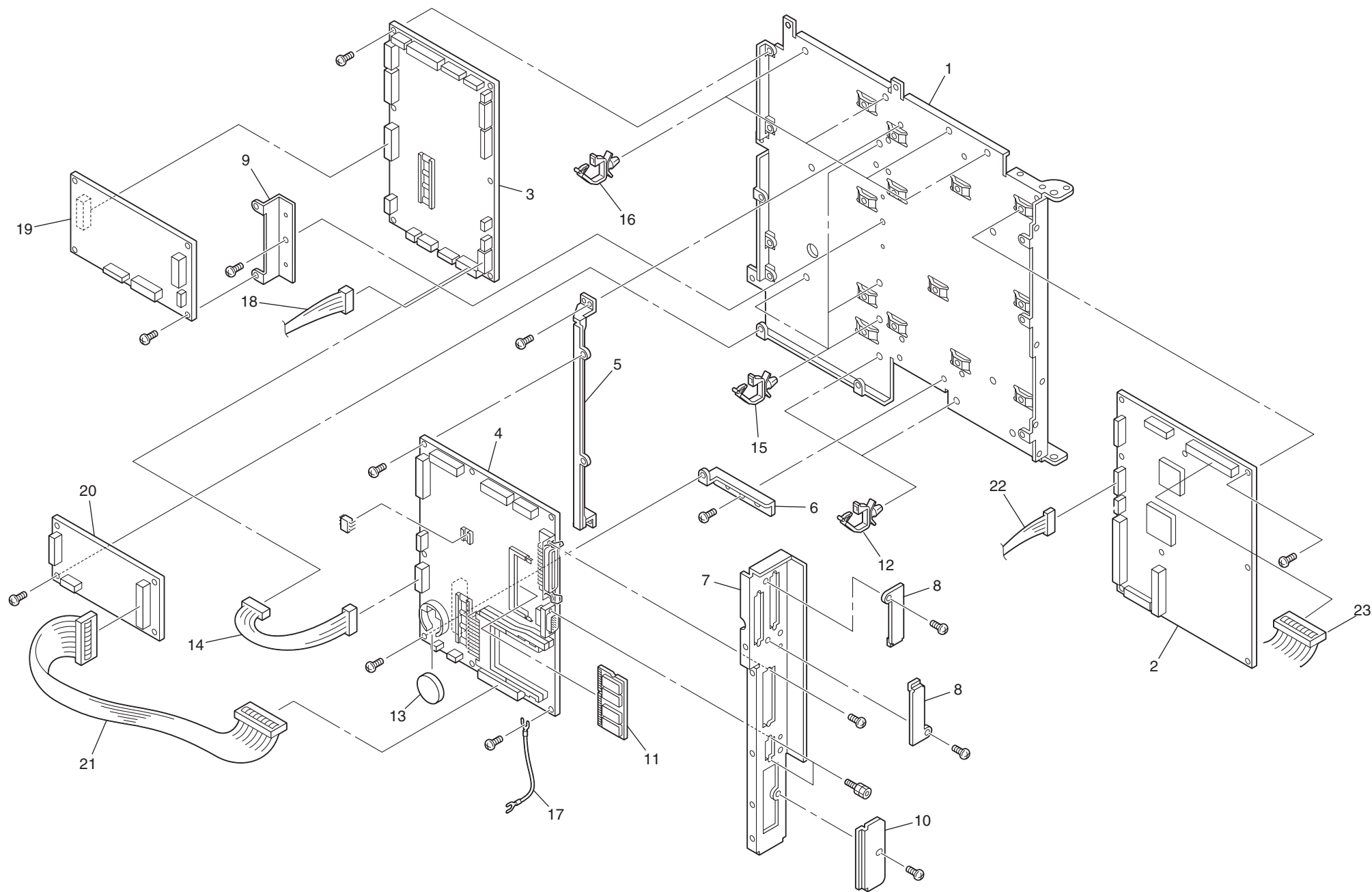
Fig 27 ELECTRICAL COMPONENT AREA (3)

No.	Part No.	Part Name	Q'ty	Remark
1	030-11316-009	PCB Cover	1	37xx/35xx
2	030-51103-202	Wire Harness; MCTL (Sensor)	1	
3	030-51036-106	Wire Harness; TPH Power	1	
4	030-51104-101	Wire Harness; Motor (Rear)	1	
5	030-51101-404	Wire Harness; Secondary Power	1	
6	030-50517-208	Junction PCB; 15-7	1	
7	030-14324-002	Bracket; Junction PCB 15-7	1	
8	030-50515-205	Junction PCB; Paper Feed	1	
9	113-97000-100	Wire Harness;JS IV	1	for Job Separator IV
10	030-51156-004	Wire Harness Auto Document Feeder AF	1	for AF VI

I - 56

No.	Part No.	Part Name	Q'ty	Remark

Fig.28 ELECTRICAL COMPONENT AREA (4)



1 - 57

Fig28 ELECTRICAL COMPONENT AREA (4)

No.	Part No.	Part Name	Q'ty	Remark
1	030-11301-001	Bracket; SH	1	
2	030-50503-509	Image Processing-PCB	1	37xx
2	030-50522-406	Image Processing-PCB	1	35xx/31xx
3	030-50555-002	MCTL-SC-PCB	1	
4	030-50539-902	SH-PCB	1	
5	030-11320-006	Support Plate A; SH	1	
6	030-11325-008	Bracket : OP-A	1	
7	030-11331-105	Bracket; Connector RP-A3	1	
8	030-11339-009	Connector Cover B	2	
9	030-11325-008	Bracket : OP-A	1	3790/3590
10	030-11335-003	Connector Cover	1	
11	030-50521-116	DIMM-PCB 64MB	1	37xx
11	030-50531-014	DIMM-PCB 16MB	1	35xx/31xx
12	665-02044-002	Wire Saddle; LWS-0711	2	
13	408-02301-008	BATTERY; CR 2450	1	
14	030-51028-006	Wire Harness; MCTL-ROSE	1	
15	665-02043-006	Wire Saddle; LWS-1316	4	
16	665-02055-004	Wire Saddle; LWS-2218	4	
17	030-51162-004	Ground Wire; PCB	1	
18	030-51122-002	Wire Harness MCTL - Scanner M	1	35xx
18	030-51112-104	Wire Harness MCTL - Scanner L	1	31xx
19	030-50538-108	SMLOPTION-SC-PCB	1	3790/3590
20	030-50508-403	ROSE/OP-PCB	1	3790/3590
21	030-51094-009	Wire Harness ROSE-Option	1	3790/3590
22	112-51002-004	Junction Wire Harness : CC-A	1	for Key Card Counter IV
23	030-51095-102	Wire Harness; Image - Scanner H	1	37xx/35xx
23	030-51120-107	Wire Harness; Image - Scanner L	1	31xx

1-58

No.	Part No.	Part Name	Q'ty	Remark

Fig.29 ELECTRICAL COMPONENT AREA (5) PANEL

1-59

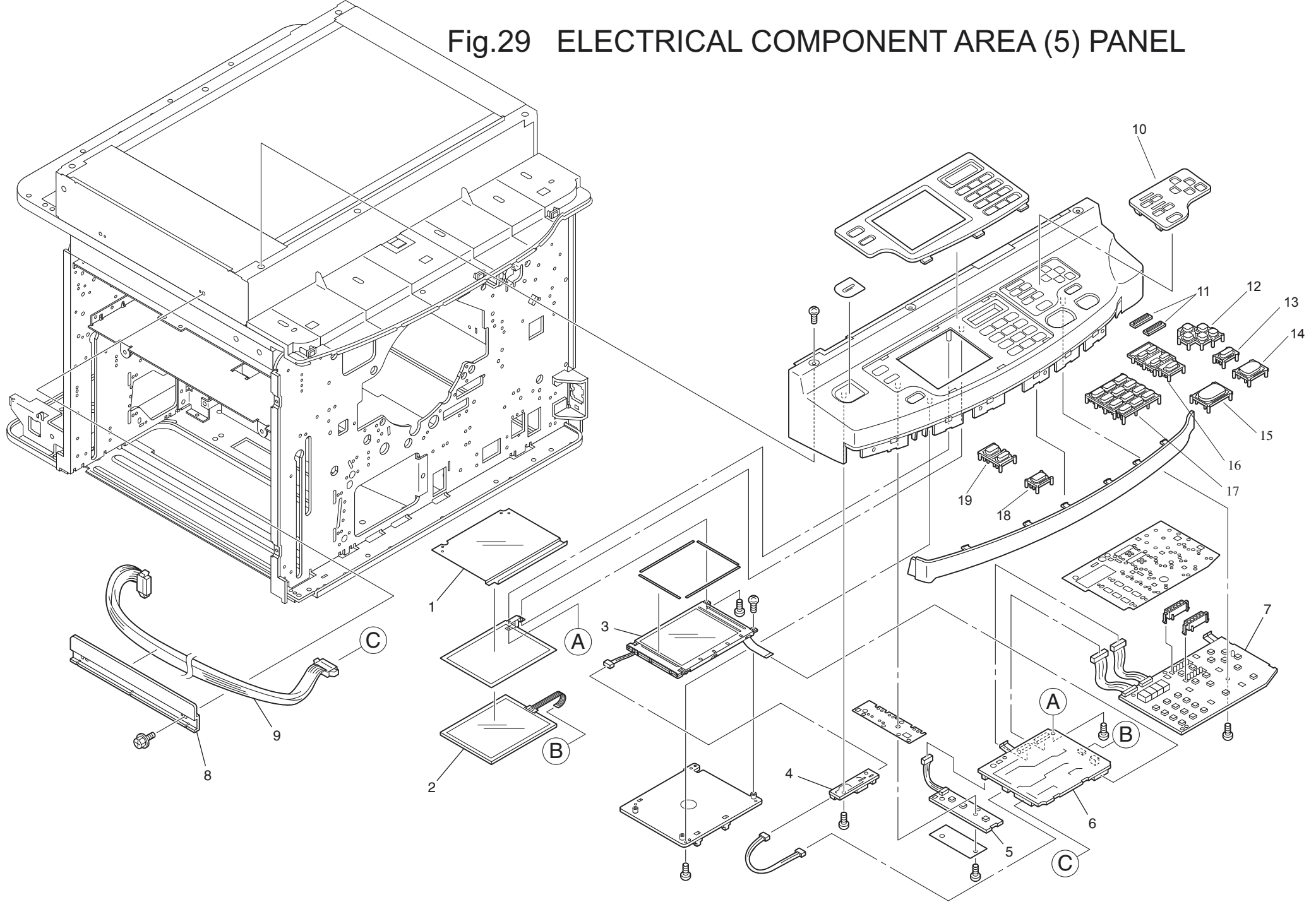


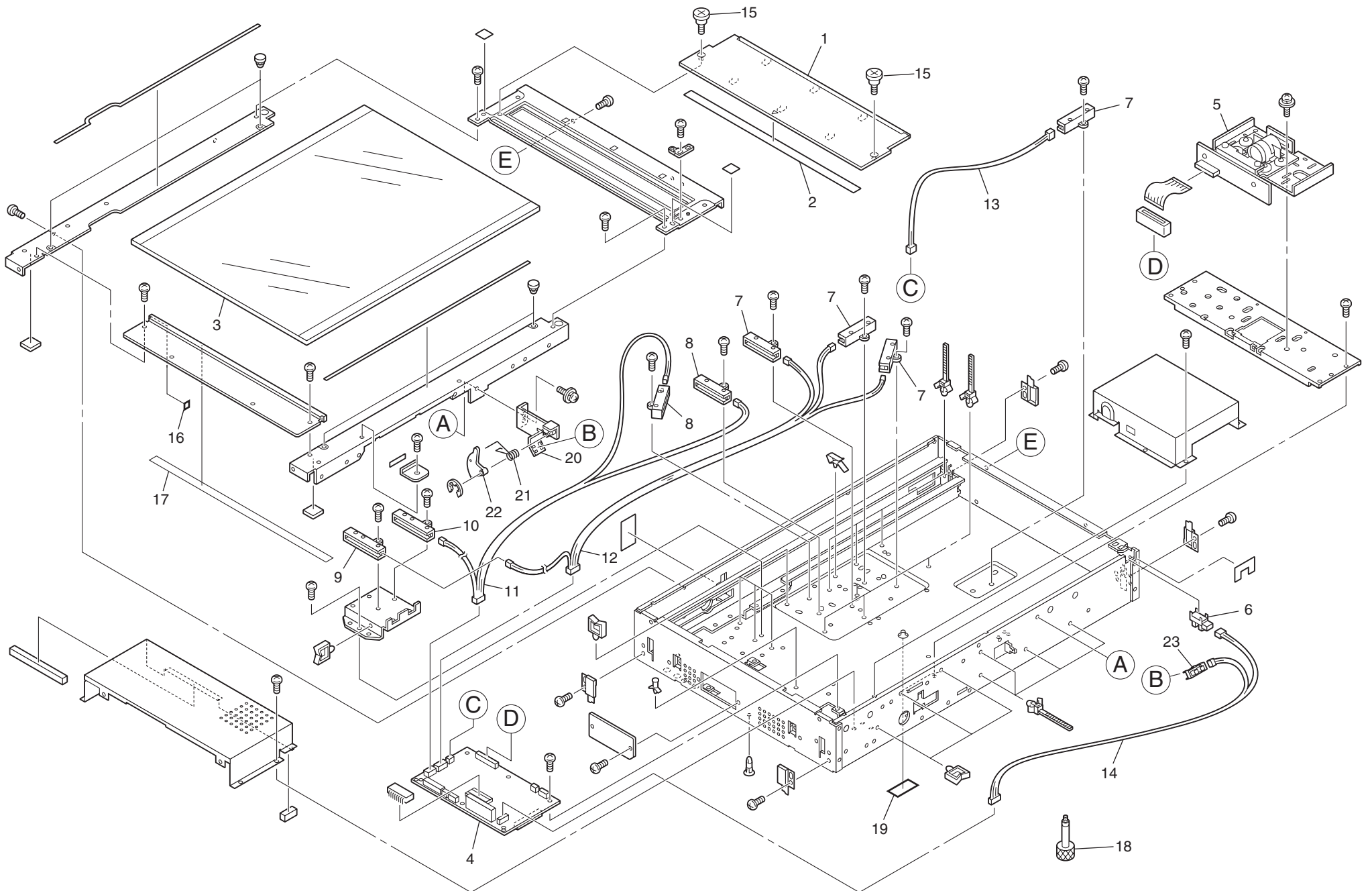
Fig 29 Electrical Component Area (5)Panel

09 - 1

No.	Part No.	Part Name	Q'ty	Remark
	030-90002-006	G-Panel Unit ;C	1	I,W,N,EN,UI,AW,AN
	030-90003-002	G-Panel Unit ;D	1	P,C,EP,UP
1	481-90000-004	*Insulation Sheet; Touch Panel	1	
2	444-59000-000	*Touch Panel	1	
3	484-60003-108	*LCD; PANEL; M	1	
4	495-66001-003	*Inverter PCB	1	
5	030-50513-008	*TPNL-SKEY-PCB	1	
6	030-50511-102	*TPNL-CTRL-PCB	1	
7	030-50512-001	*TPNL-MKEY-PCB	1	
8	030-17110-003	Cover; Harness	1	
9	030-51074-008	Wire Harness ; ROSE-PANEL	1	
10	030-10028-000	Set Cover E	1	UI
10	030-10029-006	Set Cover P	1	UP
11	030-10000-008	LED Cover	1	
12	030-10018-004	Cursor Button E	1	UI
12	030-10019-000	Cursor Button P	1	UP
13	030-10024-004	Reset Button E	1	UI
13	030-10025-000	Reset Button P	1	UP
14	030-10048-000	Stop Button E	1	UI
14	030-10049-007	Stop Button P	1	UP
15	030-10051-001	Start Button E	1	UI
15	030-10052-008	Start Button P	1	UP
16	030-10042-002	Speed Button E	1	UI
16	030-10043-009	Speed Button P	1	UP
17	030-10040-000	Ten Key Button	1	
18	030-10024-004	Wakeup Button E	1	UI
18	030-10025-000	Wakeup Button P	1	UP
19	030-10045-001	Mode Button E	1	UI
19	030-10046-008	Mode Button P	1	UP

No.	Part No.	Part Name	Q'ty	Remark

Fig.30 SCANNER AREA (1) 600DPI



1-61

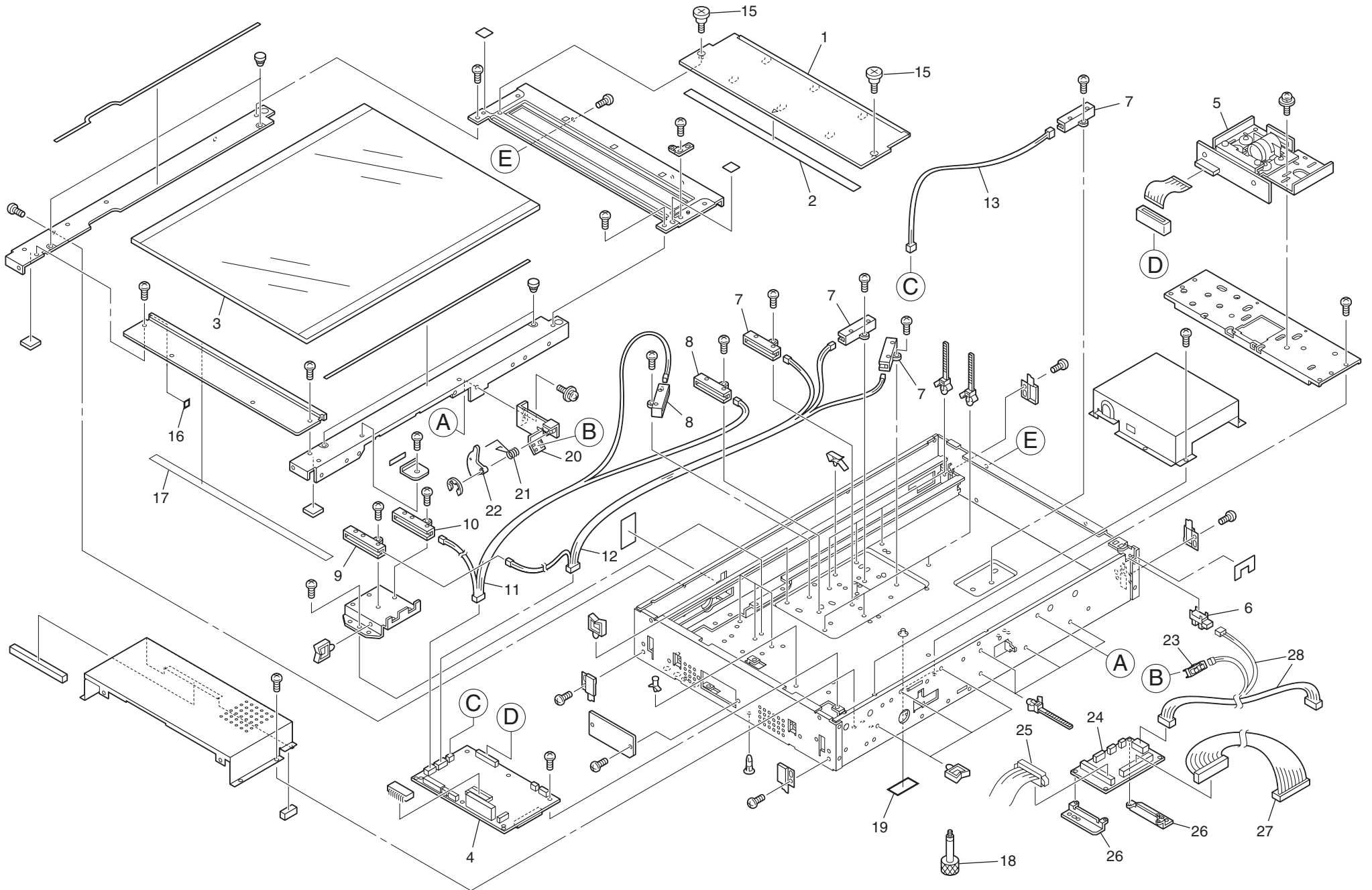
Fig30 SCANNER AREA (1) 600dpi

No.	Part No.	Part Name	Q'ty	Remark
	030-97030-307	Scanner Unit 600I	1	I
	030-97020-301	Scanner Unit 600M	1	P,W,N,C
1	030-17300-007	*F-COV-STOP-ORG	1	
2	030-17301-003	*SHEET-SHD-W	1	
3	030-17302-000	*F-GLASS-ORG	1	
4	030-50523-003	*PWA-F-SLG-529	1	
5	030-17308-008	*ASM-LENS-UNIT	1	
6	444-30000-109	*SENSOR; GP1A73A	1	
7	030-53159-000	*SNSR-PS-TWO5	4	
8	030-53159-000	*SNSR-PS-TWO5	2	P,W,N,C
9	030-53163-008	*SNSR-PS-TY1CH56	1	
10	030-53163-008	*SNSR-PS-TY1CH56	1	P,W,N,C
11	030-51194-003	*WH-APS-529A	1	P,W,N,C
12	030-51193-007	*WH-APS-529LA	1	
13	030-51192-000	*WH-APS-529	1	
14	030-51195-000	*WH-HOME-529	1	
15	030-17330-003	*SCREW-STOP-ORG	2	
16	030-17333-002	*CUSH-STAY-TOP-R	1	
17	030-17335-005	*SHEET-STY-TOP-R	1	
18	030-17331-000	*SRW-LOCK-CRG2	1	
19	030-17184-007	Sheet; Scanner Lock	1	
20	030-17155-309	Bracket Stage Cover Sensor	1	
21	021-17129-104	Spring; Actuator	1	
22	021-17128-108	Actuator	1	
23	444-30000-109	SENSOR; GP1A73A	1	

No.	Part No.	Part Name	Q'ty	Remark

1 - 62

Fig.31 SCANNER AREA (1) 400DPI



1-69

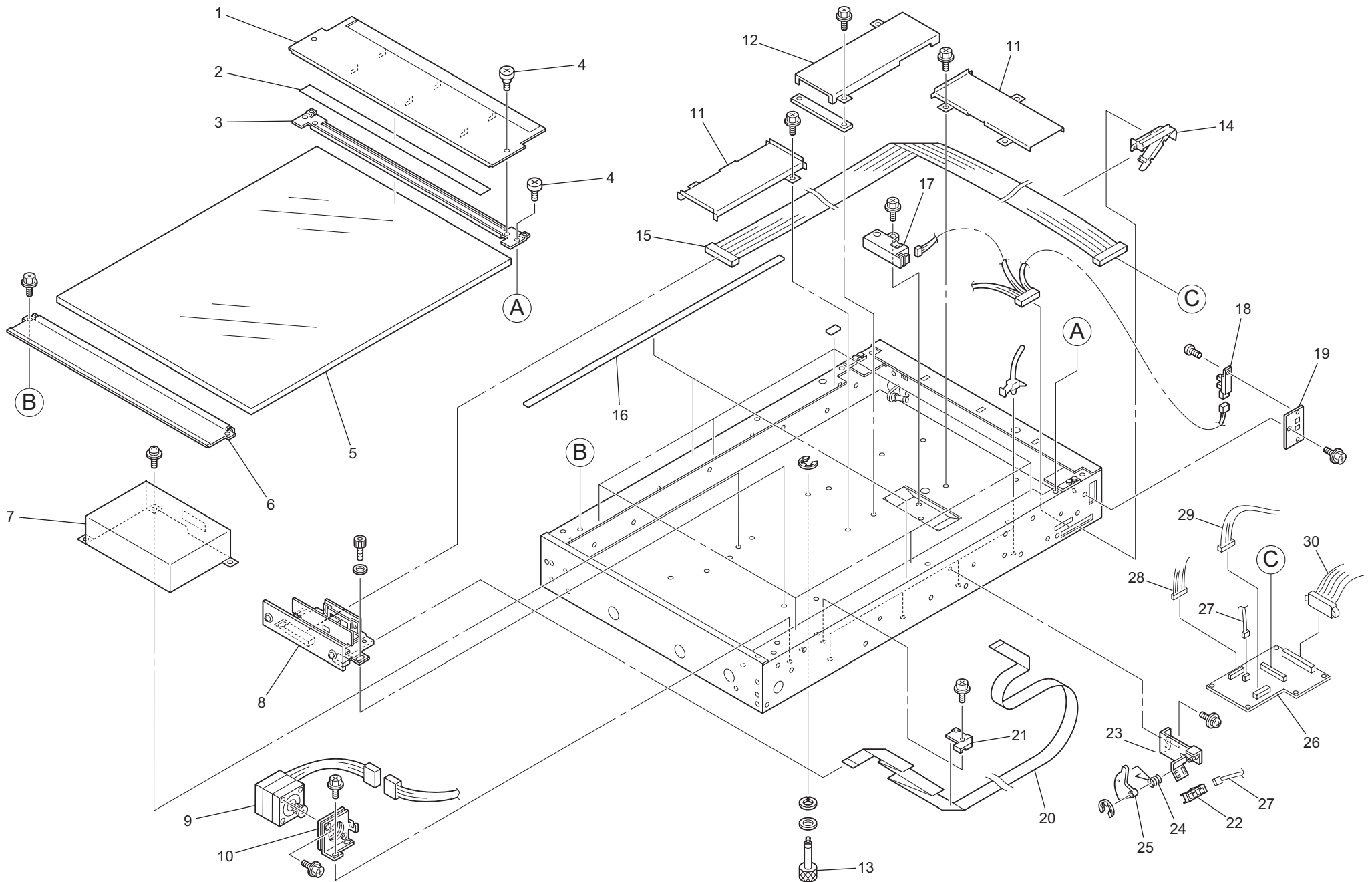
Fig31 SCANNER AREA (1) 400dpi

1 - 64

No.	Part No.	Part Name	Q'ty	Remark
	030-97050-308	Scanner Unit 400I	1	I
	030-97040-400	Scanner Unit 400M	1	P,W,N,C
1	030-17300-007	*F-COV-STOP-ORG	1	
2	030-17301-003	*SHEET-SHD-W	1	
3	030-17302-000	*F-GLASS-ORG	1	
4	030-50544-000	*PWA-F-DRV-541	1	
5	030-17332-006	*ASM-LENS-541	1	
6	444-30000-109	*SENSOR; GP1A73A	1	
7	030-53159-000	*SNSR-PS-TWO5	4	
8	030-53159-000	*SNSR-PS-TWO5	2	P,W,N,C
9	030-53163-008	*SNSR-PS-TY1CH56	1	
10	030-53163-008	*SNSR-PS-TY1CH56	1	P,W,N,C
11	030-51194-003	*WH-APS-529A	1	P,W,N,C
12	030-51193-007	*WH-APS-529LA	1	
13	030-51192-000	*WH-APS-529	1	
15	030-17330-003	*SCREW-STOP-ORG	2	
16	030-17333-002	*CUSH-STAY-TOP-R	1	
17	030-17335-005	*SHEET-STY-TOP-R	1	
18	030-17331-000	*SRW-LOCK-CRG2	1	
19	030-17184-007	Sheet; Scanner Lock	1	
20	030-17155-309	Bracket Stage Cover Sensor	1	
21	021-17129-104	Spring; Actuator	1	
22	021-17128-108	Actuator	1	
23	444-30000-109	SENSOR; GP1A73A	1	
24	030-50532-304	SCAN-IF400-PCB	1	
25	030-51097-202	Junction Harness; Scanner	1	
26	030-17111-000	Fixing Plate; FB PCB	2	
27	030-51095-102	Wire Harness; Image-Scanner H	1	
28	030-51122-002	Wire Harness MCTL-Scanner M	1	

No.	Part No.	Part Name	Q'ty	Remark

Fig.32 SCANNER AREA (1) 300DPI



1 - 65

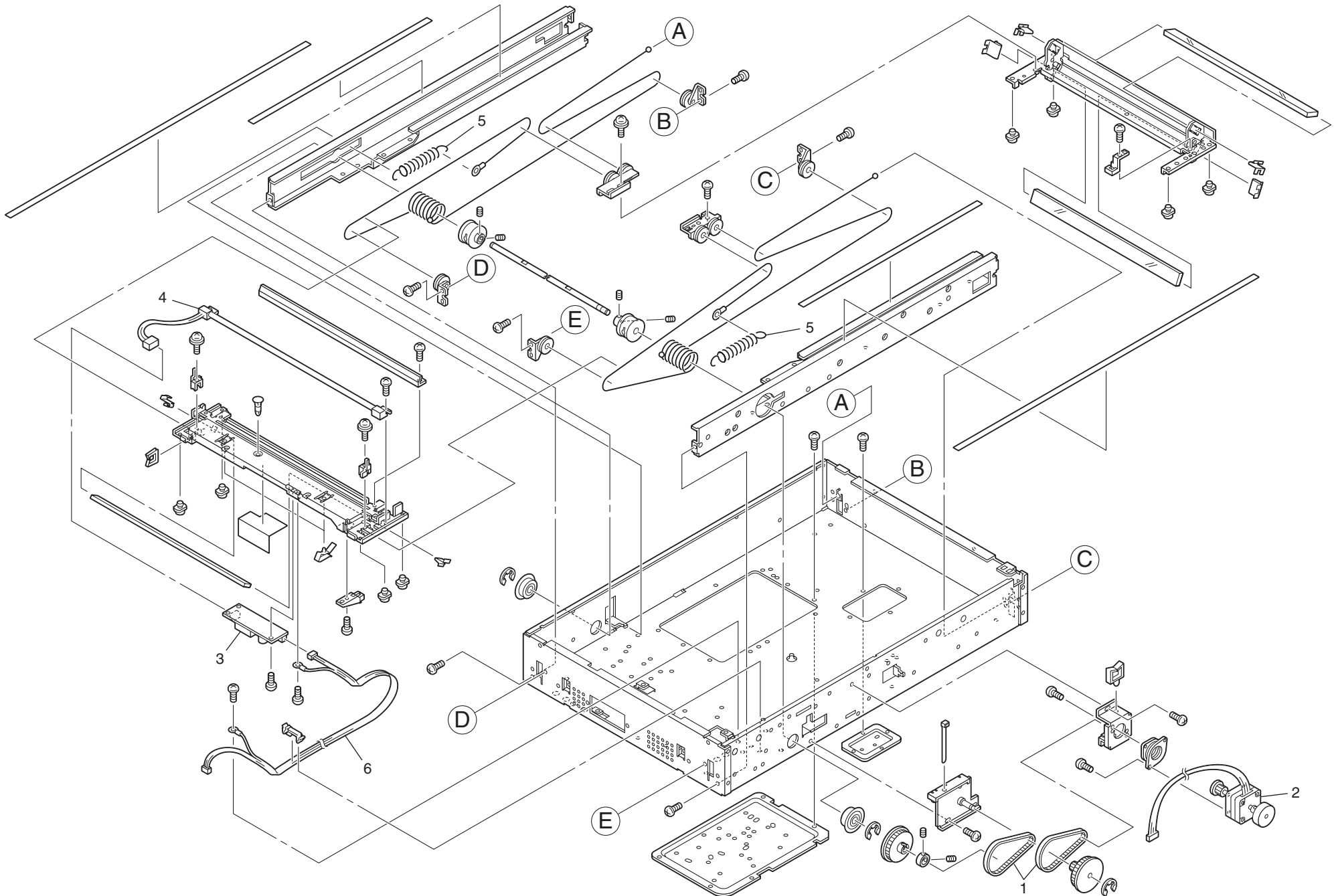
Fig 32 SCANNER AREA (1) 300dpi

No.	Part No.	Part Name	Q'ty	Remark
	021-97140-103	Unit / FB-Scanner; CE	1	
1	021-17422-103	* Blind Cover; Auto Document Feeder AF	1	
2	021-17426-001	* Shading Plate	1	
3	021-17439-006	* Glass Holder	1	
4	021-17454-005	* Positioning Screw	1	
5	021-17411-101	* Stage Glass	1	
6	021-17438-000	* Original Stopper	1	
7	021-17423-002	* Cover; Lens	1	
8	021-97403-007	* Lens Ass'y; CE	1	
9	021-17415-000	* Read Pulse Motor	1	
10	021-17437-003	* Bracket; Read Pulse Motor	1	
11	021-17425-005	* Guide 2; Main Wire Harness	2	
12	021-17424-009	* Guide 1; Main Wire Harness	1	
13	021-17456-008	* Screw; Transportation	1	
14	021-17445-006	* Wire Harness Holder	1	
15	021-17417-002	* Main Wire Harness; FB	1	
16	021-17459-007	* Anti-dust Material	2	
17	021-17478-001	* Original Det. Sensor; FB	1	
18	021-17477-005	* Sensor; Home Position	1	
19	021-17444-000	* Bracket; Home Position Sensor	1	
20	021-17489-003	* Image Flexible Wire	1	
21	021-17461-001	* Stopper; Image Flexible Wire	1	
22	444-30000-109	SENSOR; GP1A73A	1	
23	030-17199-201	Bracket; Stage Cover Sensor	1	
24	021-17129-104	Spring; Actuator	1	
25	021-17128-000	Actuator	1	
26	030-50533-106	SCAN-IF-300-PCB	1	
27	030-51121-006	Harness; Stage Cover L	1	
28	030-51123-106	Harness; Scanner Actuator L	1	
29	030-51112-104	Wire Harness MCTL-Scanner L	1	
30	030-51120-107	Wire Harness; Image-Scanner L	1	

99 - 1

No.	Part No.	Part Name	Q'ty	Remark

Fig.33 SCANNER AREA (2) 600/400DPI



1-67

Fig33 SCANNER AREA (2) 600/400dpi

89 - 1

No.	Part No.	Part Name	Q'ty	Remark
	030-97030-307	Scanner Unit 600I	1	600dpi I
	030-97020-301	Scanner Unit 600M	1	600dpi P,W,N,C
	030-97050-308	Scanner Unit 400I	1	400dpi I
	030-97040-400	Scanner Unit 400M	1	400dpi P,W,N,C
1	030-17313-001	*BLT-224-2GT-4	2	
2	030-53023-001	*K-M/P-SCAN-529	1	600 dpi
2	030-53026-000	*K-M/P-SCAN-541	1	400 dpi
3	030-50524-000	*INV-EXPO-529	1	
4	030-53161-005	*LP-EXPO-529	1	
5	030-17320-008	*SPE-TNS-WIRE-2K	2	
6	030-51198-009	*WH-EXPO-529	1	

No.	Part No.	Part Name	Q'ty	Remark

Fig.34 SCANNER AREA (2) 300DPI

69-1

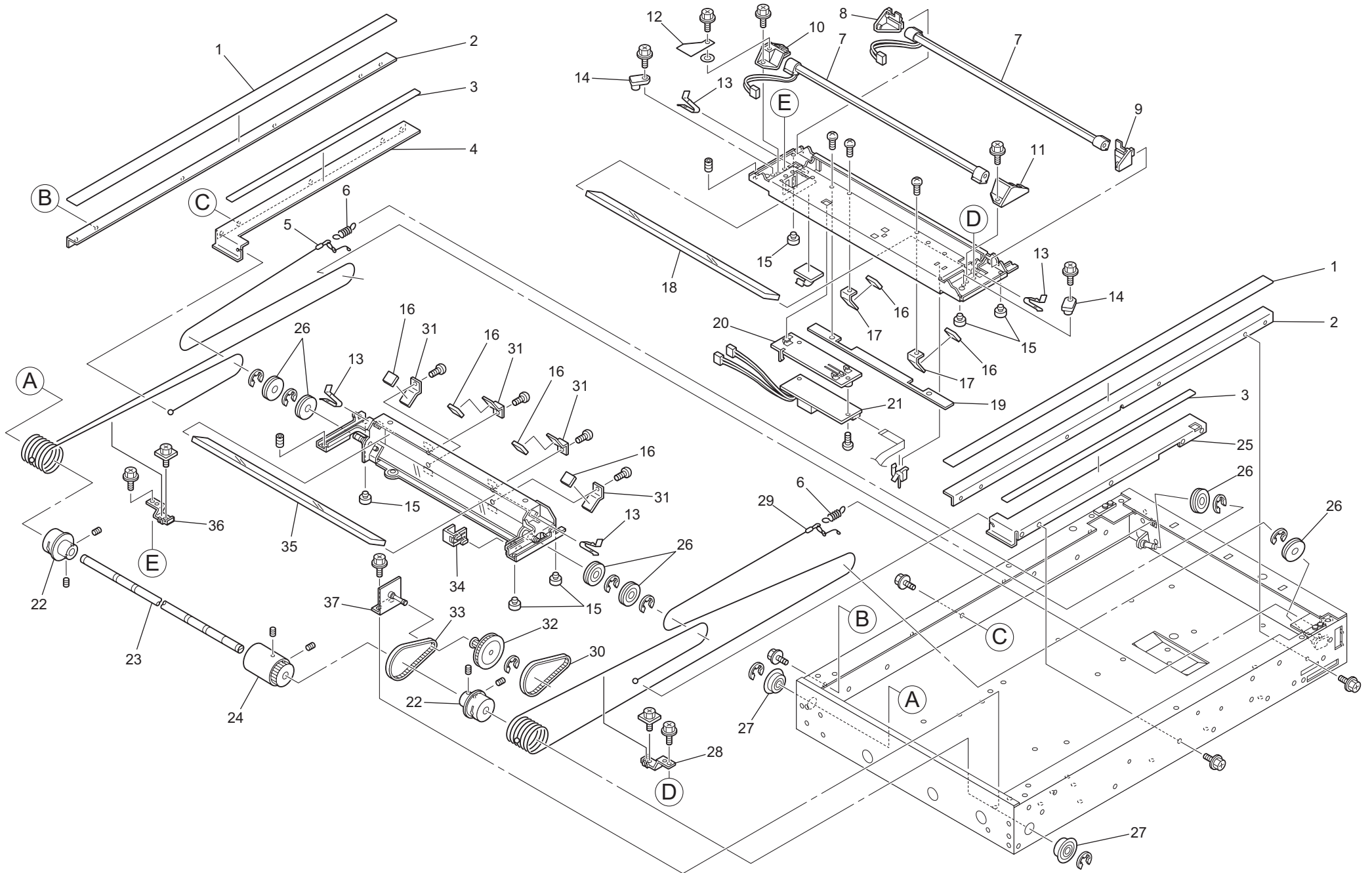


Fig 34 SCANNER AREA (2) 300dpi

No.	Part No.	Part Name	Q'ty	Remark
	021-97140-103	Unit / FB-Scanner; CE	1	
1	021-17427-008	* Slide Surface (1)	2	
2	021-17429-000	* Railing (1)	2	
3	021-17428-004	* Slide Surface (2)	2	
4	021-17430-009	* Railing (2)	1	
5	021-17457-004	* Wire (Front); FB	1	
6	021-17468-006	* Spring; Wire	2	
7	021-17413-007	* Lamp 6.5; FB	2	
8	021-17446-002	* Bracket F (1); Lamp 6.5	1	
9	021-17447-009	* Bracket R (1); Lamp 6.5	1	
10	021-17448-005	* Bracket F (2) w/hole; Lamp 6.5	1	
11	021-17449-001	* Bracket R (2); Lamp 6.5	1	
12	021-17484-001	* Stopper; Lamp Wire Harness	1	
13	021-17471-007	* Sheet Spring; Mirror	6	
14	021-17460-005	* Stopper CR1	2	
15	021-17472-003	* Slider	6	
16	021-17465-007	* Cushion; Mirror	6	
17	021-17450-000	* Holder 1; Mirror	2	
18	021-17409-000	* Mirror 1	1	
19	021-17452-002	* Support Plate	1	
20	021-17451-006	* Bracket; Inverter	1	
21	021-17414-003	* Inverter	1	
22	021-17433-008	* Pulley; Wire	2	
23	021-17432-001	* Shaft; Pulley	1	
24	021-17467-000	* Pulley; Belt	1	
25	021-17431-005	* Rail	1	
26	021-17434-004	* Pulley 17	6	
27	021-17473-000	* Bearing; Pulley Shaft	2	
28	021-17442-007	* Bracket R; Wire	1	
29	021-17458-000	* Wire (Rear); FB	1	
30	021-17474-006	* Belt; 6x186	1	
31	021-17440-004	* Holder 2; Mirror	4	
32	021-17435-108	* Pulley; Read Pulse Motor	1	

1-70

No.	Part No.	Part Name	Q'ty	Remark
33	021-17475-002	* Belt; 6x166	1	
34	021-17469-002	* Bracket; Image Flexible Wire	1	
35	021-17410-008	* Mirror 2	2	
36	021-17441-000	* Bracket F; Wire	1	
37	021-17436-007	* Bracket Ass'y; Pulley	1	

Fig.35 FLAT BED AREA

1-71

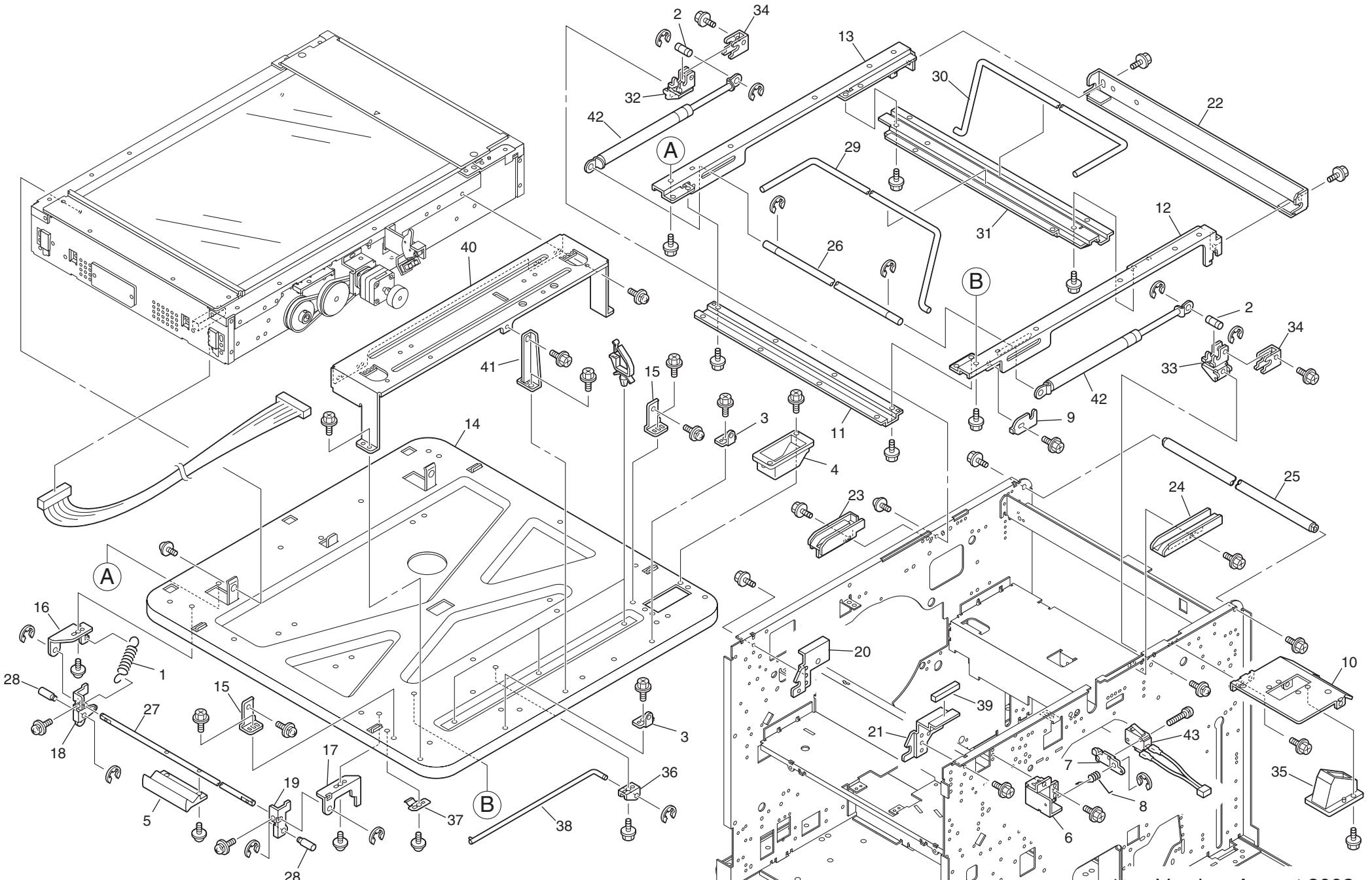


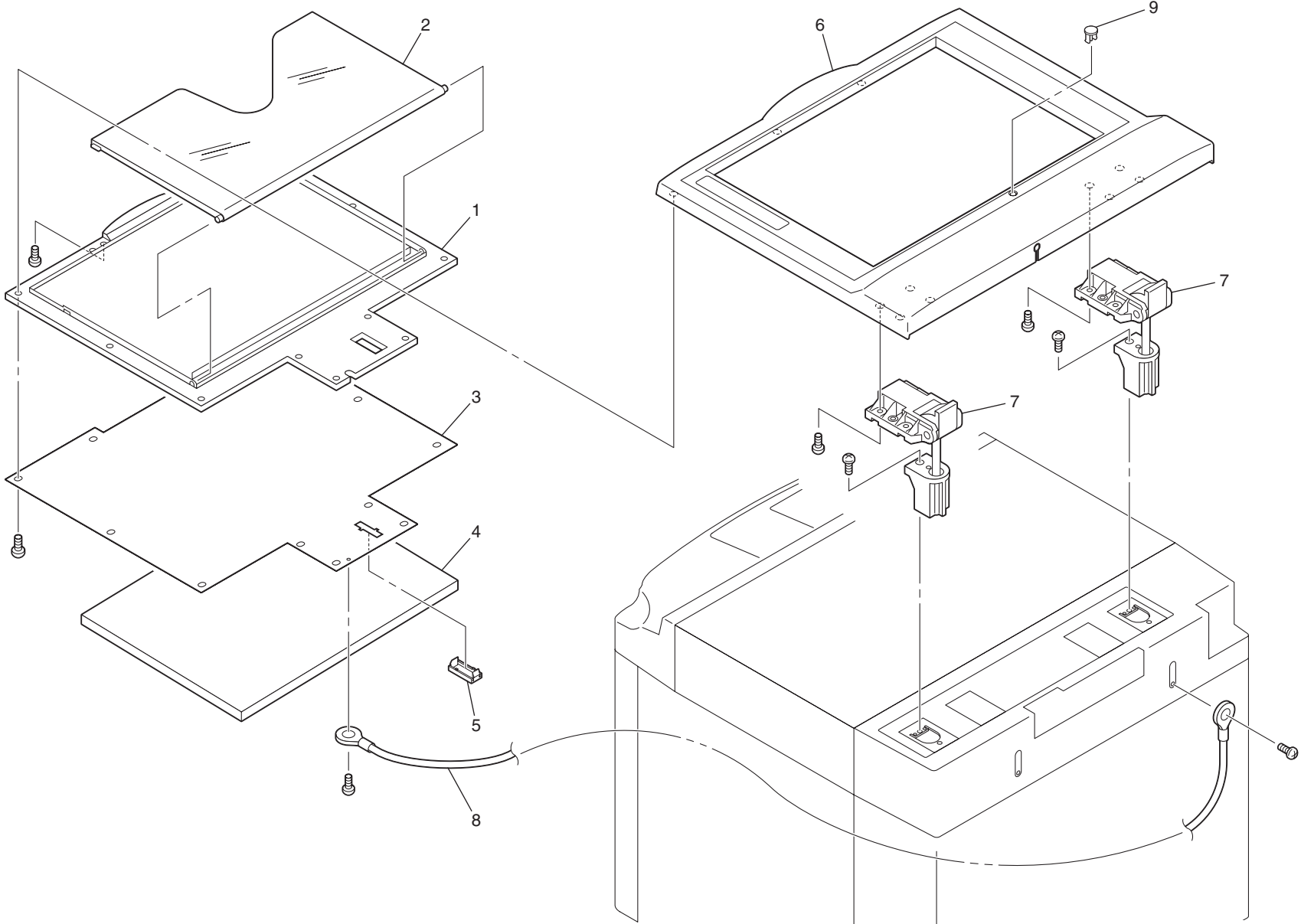
Fig 35 FLAT BED AREA

No.	Part No.	Part Name	Q'ty	Remark
1	018-16223-004	Spring; Hook Shaft	1	
2	019-16214-100	Shaft; Damper Bottom Bracket	2	
3	021-17123-106	Bracket; Scanner Cover	2	
4	021-17124-005	Wire Harness Guide (TOP)	1	
5	021-17130-005	Open Lever; Hook Shaft	1	
6	021-17133-004	Safety SW Cover Ass'y; FB	1	
7	021-17136-003	Bracket; Switch	1	
8	021-17137-107	Spring; Switch	1	
9	021-17139-100	Lock Plate	1	
10	030-11336-107	FB Junction Plate; RP-A3	1	
11	030-17167-005	RB Reinforce Stay	1	
12	030-17103-309	FB Stay R	1	
13	030-17102-302	FB Stay F	1	
14	030-17101-608	FB Base	1	
15	030-17105-107	Fix Plate Scanner	2	
16	030-17114-009	Hook Support Plate; F	1	
17	030-17115-102	Hook Support Plate; R	1	
18	030-17116-109	Hook F	1	
19	030-17117-008	Hook R	1	
20	030-17118-004	Hook Plate F	1	
21	030-17119-000	Hook Plate R	1	
22	030-17120-009	Fix Plate; FB	1	
23	030-17130-101	Slide Rail F	1	
24	030-17129-103	Slide Rail R	1	
25	030-17130-000	Fulcrum Shaft	1	
26	030-17132-007	GS Shaft; Upper	1	
27	030-17134-204	Hook Shaft; FB	1	
28	030-17135-103	Shaft; Hook Base 2	2	
29	030-17139-206	Torsion Bar A	1	
30	030-17140-204	Torsion Bar B	1	
31	030-17145-001	Holder; Torsion Bar	1	
32	030-17161-007	Bracket F; GS	1	
33	030-17158-006	Bracket R; GS	1	

1-72

No.	Part No.	Part Name	Q'ty	Remark
34	030-17162-003	Lock Plate; GS	2	
35	030-17166-009	Harness Guide; Scanner	1	
36	030-17168-001	Bracket; Scanner Stopper	1	
37	030-17169-008	Lock; Scanner Stopper	1	
38	030-17170-006	Scanner Stopper	1	
39	481-30033-108	GASKET GROUND	1	
40	030-17203-109	Hinge Bracket	1	
41	030-17211-004	Reinforce Plate Hinge	1	
42	610-00011-001	Damper K2; FB	2	
43	030-51061-003	Safety SW Ass'y; Short Lever	1	

Fig.36 STAGE COVER AREA



1-73

Fig 36 STAGE COVER AREA

No.	Part No.	Part Name	Q'ty	Remark
	030-97160-057	Stage Cover Assy	1	
	030-97180-058	*Original Holder:Assy	1	
1	030-17208-003	**Original Holder	1	
2	018-16411-102	**Original Holder Cover(Upper); Stage Co	1	
	030-97170-052	*Plate; Stage Cover:Assy	1	
3	030-17202-102	**Plate; Stage Cover	1	
4	018-16425-006	**Stage Pad (W); Stage Cover	1	
5	030-17237-003	**Plate; Stage Cover SW	1	
6	030-17221-000	*Frame; Stage Cover	1	
7	030-97250-102	*Stage Cover Hinge Ass'y	2	
8	488-90029-100	*Ground Wire(R4-250-R4)	1	
9	030-17210-008	*Blind Cap	1	

No.	Part No.	Part Name	Q'ty	Remark

1-74

Fig.37 EXTERIOR COVER AREA

1-75

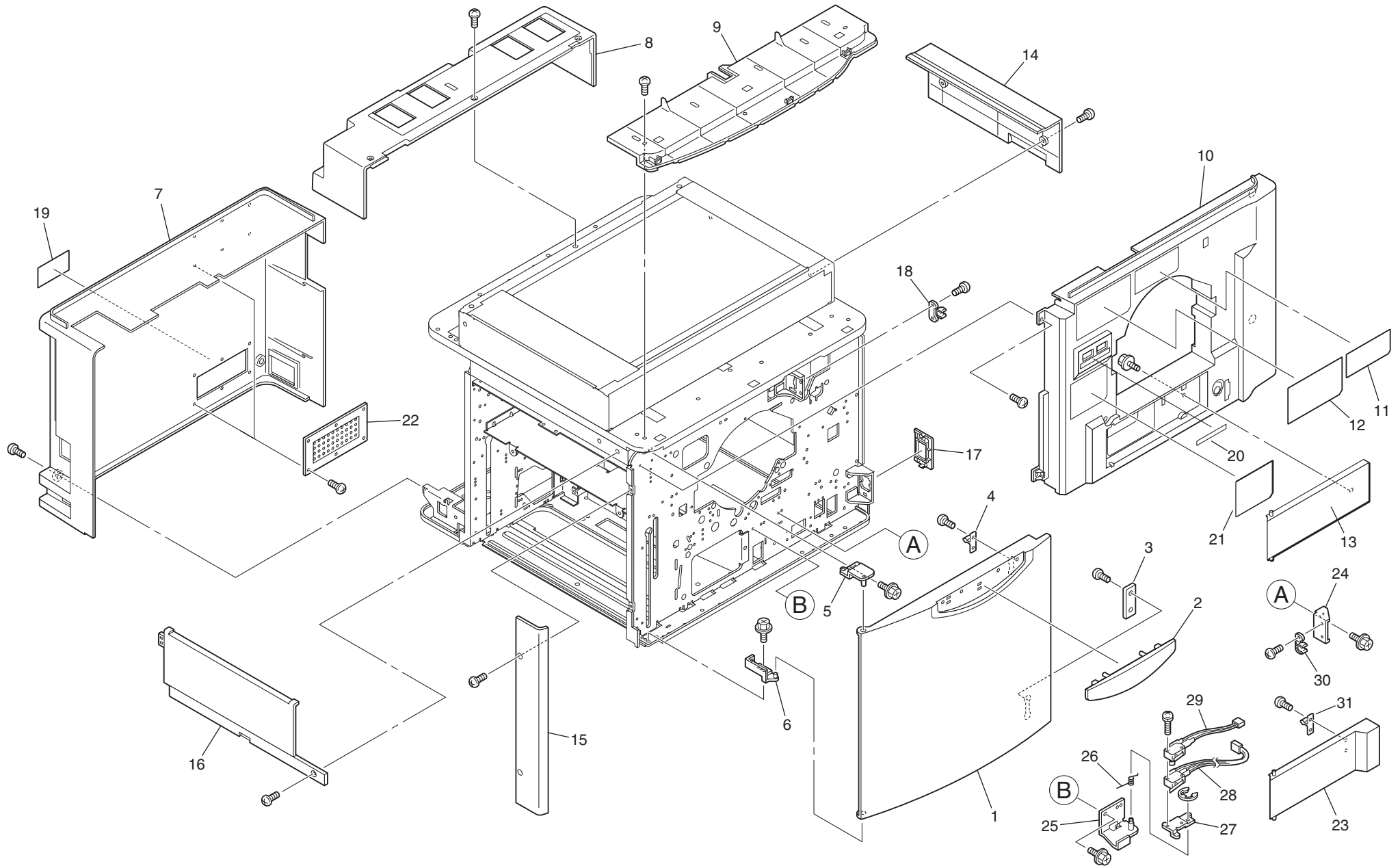


Fig 37 EXERIOR COVER AREA

1-76

No.	Part No.	Part Name	Q'ty	Remark
1	030-11401-006	Front Cover	1	
2	030-11471-055	Emblem RP3700	1	3700
2	030-11472-051	Emblem RP3790	1	3790
2	030-11473-058	Emblem RP3500EP	1	3500EP
2	030-11474-003	Emblem RP3500EN	1	3500EN
2	030-11475-000	Emblem RP3500UP	1	3500UP
2	030-11476-006	Emblem RP3500UI	1	3500UI
2	030-11477-002	Emblem RP3500AW	1	3500AW
2	030-11478-009	Emblem RP3500AN	1	3500AN
2	030-11479-005	Emblem RP3500C	1	3500C
2	030-11480-054	Emblem RP3590EP	1	3590EP
2	030-11481-000	Emblem RP3590EN	1	3590EN
2	030-11482-006	Emblem RP3590UP	1	3590UP
2	030-11483-002	Emblem RP3590UI	1	3590UI
2	030-11484-009	Emblem RP3590AW	1	3590AW
2	030-11485-005	Emblem RP3590AN	1	3590AN
2	030-11486-001	Emblem RP3590C	1	3590C
2	030-11487-059	Emblem RP3100EP	1	3100EP
2	030-11488-004	Emblem RP3100EN	1	3100EN
2	030-11489-000	Emblem RP3100UP	1	3100UP
2	030-11490-009	Emblem RP3100UI	1	3100UI
2	030-11491-005	Emblem RP3100AW	1	3100AW
2	030-11492-001	Emblem RP3100AN	1	3100AN
2	030-11493-008	Emblem RP3100C	1	3100C
2	030-11501-051	Emblem S3700	1	S3700
3	011-17102-005	Magnet Catch Plate; Front	1	
4	002-17016-002	Cover Catch A; Front	1	
5	030-11413-004	Hinge; Upper	1	
6	030-11416-003	Hinge; Lower	1	
7	030-11403-203	Rear Cover	1	
8	030-11408-000	Rear Cover; Scanner	1	
9	030-17165-002	Panel Cover; Under	1	
10	030-11402-304	Front Frame Cover	1	

No.	Part No.	Part Name	Q'ty	Remark
11	030-04054-007	Seal; Ink Set	1	I,W,N,UI,AW,AN,ENI
11	030-04055-003	Seal; Ink Set; Pic.	1	P,EP,UP
11	030-04056-000	Seal; Ink Set Ch	1	C
12	030-04051-008	Seal; Drum Set	1	I,W,N,UI,AW,AN,ENI
12	030-04052-000	Seal; Drum Set; Pic.	1	P,EP,UP
12	030-04053-000	Seal; Drum Set Ch	1	C
13	030-11456-102	Blind Plate	1	3700/3500/3100
14	030-11406-008	Scanner Cover; Right	1	
15	030-11411-001	Left Cover	1	
16	030-11407-004	Scanner Cover; Left	1	
17	030-11410-005	Cover; Power SW	1	
18	002-17017-203	Cover Catch B; Front	1	
20	021-04050-002	Seal; Counter	1	I,W,N,UI,AW,AN,ENI
20	021-04051-009	Seal; Counter; Pic	1	P,EP,UP,C
21	030-04008-005	Seal;Paper JAM ;MTPF	1	3790/3590
22	030-11409-104	Slit Plate	2	
23	030-11451-003	Coverb;F-Joint Pass	1	3790/3590
24	030-11452-000	Bracket ;Cover Catch B	1	3790/3590
25	030-11453-006	Bracket ;Safety SW	1	3790/3590
26	021-17137-107	Spring ; Switch	1	3790/3590
27	021-17136-003	Bracket ; Switch	1	3790/3590
28	030-51164-007	Safety SW Ass'y ; HCF	1	3790/3590
29	030-51060-007	Safety SW Ass'y	1	3790/3590
30	002-17017-203	Cover Catch B; Front	1	3790/3590
31	002-17016-002	Cover Catch A; Front	1	3790/3590

II. INDEX

Part No.	Part Name	Q'ty	Page	Unit Value
000-01169-106	Support Roller; Drum	6	24	
002-11719-303	RACK; ELEVATOR	2	7	
002-12407-011	BOSS A; DRUM LEVER	2	22	
002-13352-202	Spring; Separator	1	34	
002-17016-002	Cover Catch A; Front	1	76	
002-17016-002	Cover Catch A; Front	1	76	
002-17017-203	Cover Catch B; Front	1	76	
002-17017-203	Cover Catch B; Front	1	76	
003-26306-304	PICK-UP ROLLER	1	5	
006-11304-005	Guide Shaft	1	17	
007-13124-109	Base Block; Paper Guide; Rcv.	3	38	
011-11711-107	Fulcrum Screw; Stripper	1	20	
011-13122-206	Bracket; Magnet Catch	1	44	
011-15013-005	Open/Close Hook	2	40	
011-15013-005	Open/Close Hook	2	48	
011-15098-000	Hook Spring	1	48	
011-17102-005	Magnet Catch Plate; Front	1	76	
011-93110-114	Bracket; Magnet Catch ASSY	1	44	
014-15011-004	De-electricity Bar; M.-M.; A3	2	40	
014-15214-002	Bracket; Cover Plate	1	44	
015-14221-002	One-way Spring	1	17	
015-34434-304	Cover Plate; Stripper	1	20	
015-34448-208	Stripper Pad; SR	1	20	
015-34450-008	Clutch; Stripper	1	20	
015-34452-000	Stripper Roller; SR	1	20	
015-34460-208	ADJ. Dial	1	20	
015-34461-107	Housing; Dial	1	20	
015-34462-006	Stroke Bar	1	20	
015-34463-002	Click	1	20	
015-34464-106	Spring; Click	1	20	
015-35223-102	Slide Base; P.-Rcv.-T.	3	38	
015-35225-300	Plate Spring; P.-Rcv.-T.	3	38	
015-35226-004	Slide Plate; P.-Rcv. -T.	3	38	
016-16235-105	Boss; D Adjustment	2	26	
017-17222-101	Blind Plate C; Connector	1	3	
018-16223-004	Spring; Hook Shaft	1	72	
018-16411-102	Original Holder Cover(Upper); Stage Cover	1	74	
018-16425-006	Stage Pad (W); Stage Cover	1	74	
018-31607-005	Bracket; Stripper Unit (Dial)	1	17	
018-31609-105	Fixing Block	1	17	
018-31609-105	Fixing Block	1	20	
018-31614-001	Ground Spring; Roller System	2	17	
018-31614-001	Ground Spring; Roller System	2	20	
018-33103-004	Hook Plate	1	38	
018-33104-000	Stopper; P.-Rcv.-T.	1	38	
018-33105-007	Plate; Fence	1	38	
018-33151-300	Fence Cushion	1	38	
019-11737-104	Shaft; Stripper (Dial)	1	17	
019-11738-003	Spring; Stripper (Dial)	1	17	
019-11739-000	ADJ. Dial; Stripper	2	17	
019-11740-202	Spring Stopper; Stripper (Dial)	1	17	
019-11741-101	Bracket; Stripper Shaft (Dial)	1	17	
019-11742-108	Housing; Stripper (Dial)	1	17	
019-11748-009	Bracket; Stripper Base (Dial)	1	17	

Part No.	Part Name	Q'ty	Page	Unit Value
019-11750-100	Worm Gear Box; Stripper (Dial)	1	17	
019-11760-106	Cam Plate; Stripper (Dial)	1	17	
019-11763-008	Collar; Stripper	1	17	
019-11812-106	LOCK RING	7	5	
019-11823-000	Spring; Guide Base	1	20	
019-11826-000	Guide Base; Stripper	1	20	
019-11831-119	Base F; Stripper Pad	1	17	
019-11832-000	Cover F; Stripper Pad	1	17	
019-11833-006	Stripper Pad; 70	1	17	
019-13112-004	Reinforce Paper Stopper	2	38	
019-13115-500	Flap; P.-Rcv.-T.	16	38	
019-13119-106	Lock Plate; P.-Rcv.-T	2	3	
019-13130-002	Ground Plate; P.-Rcv. -P.	1	38	
019-13131-203	Slide Rail A; P.-Rcv.-T.	1	38	
019-13132-200	Slide Rail B; P.-Rcv.-T.	2	38	
019-13301-109	Separator II	1	34	
019-13501-000	Cylinder; Air Pump	1	34	
019-13511-200	Arm; Air Pump	1	34	
019-13512-002	Arm Shaft; Air Pump	1	34	
019-13516-105	Piston Head II; Air Pump	1	34	
019-13517-004	Cylinder Valve II; Air Pump	1	34	
019-13518-000	Cylinder Valve Sheet; Air Pump	1	34	
019-16214-100	Shaft; Damper Bottom Bracket	2	72	
019-41621-003	Stripper Support; SR	1	20	
019-91740-003	Stripper Pad; 70Assy	1	17	
020-11811-100	SPRING B; P.-F. PRESSURE ADJ.	1	5	
020-11812-000	SPRING A; P.-F. PRESSURE ADJ.	1	5	
020-11813-006	ARM; P.-F. PRESSURE ADJ.	1	5	
020-11830-105	Bracket; P.-F. Pressure Adj. Lever	1	5	
020-65009-300	P-F;Clutch	1	5	
021-04050-002	Seal; Counter	1	76	
021-04051-009	Seal; Counter; Pic	1	76	
021-14031-006	Rear Cover; Stripper Unit	1	3	
021-17123-106	Bracket; Scanner Cover	2	72	
021-17124-005	Wire Harness Guide (TOP)	1	72	
021-17128-000	Actuator	1	66	
021-17128-108	Actuator	1	62	
021-17128-108	Actuator	1	64	
021-17129-104	Spring; Actuator	1	62	
021-17129-104	Spring; Actuator	1	64	
021-17129-104	Spring; Actuator	1	66	
021-17130-005	Open Lever; Hook Shaft	1	72	
021-17133-004	Safety SW Cover Ass'y; FB	1	72	
021-17136-003	Bracket; Switch	1	72	
021-17136-003	Bracket; Switch	1	76	
021-17137-107	Spring; Switch	1	72	
021-17137-107	Spring; Switch	1	76	
021-17139-100	Lock Plate	1	72	
021-17409-000	Mirror 1	1	70	
021-17410-008	Mirror 2	2	70	
021-17411-101	Stage Glass	1	66	
021-17413-007	Lamp 6.5; FB	2	70	
021-17414-003	Inverter	1	70	
021-17415-000	Read Pulse Motor	1	66	

Part No.	Part Name	Q'ty	Page	Unit Value
021-17417-002	Main Wire Harness; FB	1	66	
021-17422-103	Blind Cover; Auto Document Feeder AF VI	1	66	
021-17423-002	Cover; Lens	1	66	
021-17424-009	Guide 1; Main Wire Harness	1	66	
021-17425-005	Guide 2; Main Wire Harness	2	66	
021-17426-001	Shading Plate	1	66	
021-17427-008	Slide Surface (1)	2	70	
021-17428-004	Slide Surface (2)	2	70	
021-17429-000	Railing (1)	2	70	
021-17430-009	Railing (2)	1	70	
021-17431-005	Rail	1	70	
021-17432-001	Phaft; Pulley	1	70	
021-17433-008	Pulley; Wire	2	70	
021-17434-004	Pulley 17	6	70	
021-17435-108	Pulley; Read Pulse Motor	1	70	
021-17436-007	Bracket Ass'y; Pulley	1	70	
021-17437-003	Bracket; Read Pulse Motor	1	66	
021-17438-000	Original Stopper	1	66	
021-17439-006	Glass Holder	1	66	
021-17440-004	Holder 2; Mirror	4	70	
021-17441-000	Bracket F; Wire	1	70	
021-17442-007	Bracket R; Wire	1	70	
021-17444-000	Bracket; Home Position Sensor	1	66	
021-17445-006	Wire Harness Holder	1	66	
021-17446-002	Bracket F (1); Lamp 6.5	1	70	
021-17447-009	Bracket R (1); Lamp 6.5	1	70	
021-17448-005	Bracket F (2) w/hole; Lamp 6.5	1	70	
021-17449-001	Bracket R (2); Lamp 6.5	1	70	
021-17450-000	Holder 1; Mirror	2	70	
021-17451-006	racket; Inverter	1	70	
021-17452-002	Support Plate	1	70	
021-17454-005	Positioning Screw	1	66	
021-17456-008	Screw; Transportation	1	66	
021-17457-004	Wire (Front); FB	1	70	
021-17458-000	Wire (Rear); FB	1	70	
021-17459-007	Anti-dust Material	2	66	
021-17460-005	Stopper CR1	2	70	
021-17461-001	Stopper; Image Flexible Wire	1	66	
021-17465-007	Cushion; Mirror	6	70	
021-17467-000	Pulley; Belt	1	70	
021-17468-006	Spring; Wire	2	70	
021-17469-002	Bracket; Image Flexible Wire	1	70	
021-17471-007	Sheet Spring; Mirror	6	70	
021-17472-003	Slider	6	70	
021-17473-000	Bearing; Pulley Shaft	2	70	
021-17474-006	Belt; 6x186	1	70	
021-17475-002	Belt; 6x166	1	70	
021-17477-005	Sensor; Home Position	1	66	
021-17478-001	Original Det. Sensor; FB	1	66	
021-17484-001	Stopper; Lamp Wire Harness	1	70	
021-17489-003	Image Flexible Wire	1	66	
021-18136-007	Disk; TPH Pressure	1	40	
021-18137-100	Bracket; TPH Press. Sensor	1	40	

Part No.	Part Name	Q'ty	Page	Unit Value
021-18175-100	Light Absorber Strip	1	44	
021-51029-208	PUSH BUTTON SW ASS'Y	1	5	
021-51029-208	PUSH BUTTON SW ASS'Y	1	30	
021-94260-108	RP Stripper Unit	1	17	
021-97140-103	Unit / FB-Scanner; CE	1	66	
021-97140-103	Unit / FB-Scanner; CE	1	70	
021-97403-007	Lens Ass'y; CE	1	66	
022-04065-007	Seal; Print Drum Guide	2	22	
022-04065-007	Seal; Print Drum Guide	2	30	
030-04004-107	Seal;Bottle Set	1	22	
030-04008-005	Seal;Paper JAM ;MTPF	1	76	
030-04034-006	Seal; P.-F.-T. Down	1	5	
030-04045-008	Seal; M.-M.	1	40	
030-04046-004	Seal; M.-M.; Pic.	1	40	
030-04047-000	Seal; M.-M. Ch	1	40	
030-04048-007	Seal; Master Set;	1	44	
030-04049-003	Seal; Master Set; Pic.	1	44	
030-04050-001	Seal; Master Set; Ch	1	44	
030-04051-008	Seal; Drum Set	1	76	
030-04052-000	Seal; Drum Set; Pic.	1	76	
030-04053-000	Seal; Drum Set Ch	1	76	
030-04054-007	Seal; Ink Set	1	76	
030-04055-003	Seal; Ink Set; Pic.	1	76	
030-04056-000	Seal; Ink Set Ch	1	76	
030-04059-009	Seal; Master Disposal;	1	46	
030-04060-007	Seal; Master Disposal; Pic.	1	46	
030-04061-003	Seal; Master Disposal; Ch	1	46	
030-04063-006	Seal ; P-Feed Tray	1	9	
030-04063-006	Seal ; P-Feed Tray	1	9	
030-04064-002	Seal ; P-Feed Tray;Pic	1	9	
030-04065-009	Seal ; P-Feed Tray;Ch	1	9	
030-04105-000	Seal; Paper Jam	1	5	
030-04143-000	SEAL MASTER HOLDER; WHITE	1	44	
030-04144-006	SEAL MASTER HOLDER; BLUE	1	44	
030-04145-002	SEAL MASTER HOLDER; DARK GREEN	1	44	
030-11105-300	Rear Frame Plate	1	3	
030-11106-403	Front Frame Plate	1	3	
030-11109-003	Bottom Stay A	1	3	
030-11110-400	Bottom Frame Plate	1	3	
030-11111-008	Bottom Stay B	1	3	
030-11112-004	Main Stay	1	3	
030-11113-000	Master Disposal Stay	1	3	
030-11115-003	Paper Feeding Stay	1	3	
030-11120-007	Lock Plate A; Carrying Bar	2	3	
030-11121-003	Lock Plate B; Carrying Bar	2	3	
030-11125-203	Carrying Bar	4	3	
030-11127-109	Bottom Stay C	1	3	
030-11128-008	Reinforce Plate	1	3	
030-11129-101	Relief Plate	1	3	
030-11130-100	Master Making Stay	1	3	
030-11139-000	Cover; Harness	2	3	
030-11301-001	Bracket; SH	1	58	
030-11302-008	Wire Harness Plate	1	52	

Part No.	Part Name	Q'ty	Page	Unit Value
030-11306-100	Bracket; Inlet	1	52	
030-11308-006	Bracket A; PCB	1	3	
030-11309-002	Bracket B; PCB	1	3	
030-11311-007	Bracket D; PCB	1	3	
030-11312-003	Bracket E; PCB	1	13	
030-11313-000	Bracket F; PCB	1	13	
030-11316-009	PCB Cover	1	56	
030-11320-006	Support Plate A; SH	1	58	
030-11325-008	Bracket : OP-A	1	58	
030-11325-008	Bracket : OP-A	1	58	
030-11328-007	Bracket A; Front Drive PCB	1	54	
030-11329-100	Bracket B; Front Drive PCB	1	54	
030-11330-001	Bracket C; Front Drive PCB	1	54	
030-11331-105	Bracket; Connector RP-A3	1	58	
030-11334-007	Wire Cover	1	52	
030-11335-003	Connector Cover	1	58	
030-11336-107	FB Junction Plate; RP-A3	1	72	
030-11338-002	Connector Bracket B; RP-A3	1	3	
030-11339-009	Connector Cover B	2	58	
030-11340-007	Junction Plate	1	52	
030-11341-003	Junction Plate; Connector	1	3	
030-11401-006	Front Cover	1	76	
030-11402-304	Front Frame Cover	1	76	
030-11403-203	Rear Cover	1	76	
030-11406-008	Scanner Cover; Right	1	76	
030-11407-004	Scanner Cover; Left	1	76	
030-11408-000	Rear Cover; Scanner	1	76	
030-11409-104	Slit Plate	2	76	
030-11410-005	Cover; Power SW	1	76	
030-11411-001	Left Cover	1	76	
030-11412-008	Bracket; Power SW	1	3	
030-11413-004	Hinge; Upper	1	76	
030-11416-003	Hinge; Lower	1	76	
030-11445-003	Bracket; F Cover Set SW	1	30	
030-11446-000	Junction Plate Upper; Connector	1	3	
030-11451-003	Coverb;F-Joint Pass	1	76	
030-11452-000	Bracket ;Cover Catch B	1	76	
030-11453-006	Bracket ;Safety SW	1	76	
030-11456-102	Blind Plate	1	76	
030-11471-055	Emblem RP3700	1	76	
030-11472-051	Emblem RP3790	1	76	
030-11473-058	Emblem RP3500EP	1	76	
030-11474-003	Emblem RP3500EN	1	76	
030-11475-000	Emblem RP3500UP	1	76	
030-11476-006	Emblem RP3500UI	1	76	
030-11477-002	Emblem RP3500AW	1	76	
030-11478-009	Emblem RP3500AN	1	76	
030-11479-005	Emblem RP3500C	1	76	
030-11480-054	Emblem RP3590EP	1	76	
030-11481-000	Emblem RP3590EN	1	76	
030-11482-006	Emblem RP3590UP	1	76	
030-11483-002	Emblem RP3590UI	1	76	
030-11484-009	Emblem RP3590AW	1	76	

Part No.	Part Name	Q'ty	Page	Unit Value
030-11485-005	Emblem RP3590AN	1	76	
030-11486-001	Emblem RP3590C	1	76	
030-11487-059	Emblem RP3100EP	1	76	
030-11488-004	Emblem RP3100EN	1	76	
030-11489-000	Emblem RP3100UP	1	76	
030-11490-009	Emblem RP3100UI	1	76	
030-11491-005	Emblem RP3100AW	1	76	
030-11492-001	Emblem RP3100AN	1	76	
030-11493-008	Emblem RP3100C	1	76	
030-11501-051	Emblem S3700	1	76	
030-12102-207	Idler Arm	1	13	
030-12105-001	Idler Shaft	1	13	
030-12106-008	Collar; Pressure Cam	1	15	
030-12107-004	Joint; Drive	1	15	
030-12109-007	Detection Plate; Pos. B	1	15	
030-12110-102	Support Plate; Joint	2	15	
030-12111-001	Bracket; Sensor	1	13	
030-12111-001	Bracket; Sensor	1	36	
030-12112-008	Spring; Pressure Solenoid	1	15	
030-12114-108	Lever; Pressure Solenoid	1	15	
030-12117-000	Drive Transfer Shaft	1	15	
030-12119-002	Pressure Cam; A3	1	15	
030-12120-000	Pressure Cam; LG	1	15	
030-12121-201	Pressure Cam Stay	1	13	
030-12126-300	Main Cover	1	15	
030-12128-109	Main Drive Shaft	1	15	
030-12132-009	Bracket; Pressure Solenoid	1	15	
030-12208-005	Cam Plate; Air Pump	1	34	
030-12209-001	Base; Air Pump	1	34	
030-12210-107	Bracket; Air Pump	1	34	
030-12212-002	Cover; Air Pump	1	34	
030-12230-000	Plate; Idler Arm	1	13	
030-12231-007	Tension Plate	1	13	
030-12232-003	Gear Plate; Drum Drive	1	15	
030-12234-103	Support Plate; Press Shaft	1	13	
030-12235-100	Support Plate; Main Motor	1	13	
030-12236-009	Fix Plate; Paper Feed	1	15	
030-12237-005	Fix Base; Press. Cam Stay	2	15	
030-12238-001	Reinforce Plate; Pressure Cam Stay	1	13	
030-12330-102	Support Plate; Intermediate Gear	1	15	
030-13101-000	Pressure Roller	1	17	
030-13105-102	Pressure Shaft	1	17	
030-13106-109	Holder; Press. Roller Support	1	17	
030-13107-008	Shaft; Press. Roller Support	1	17	
030-13110-106	Paper Guide	1	17	
030-13114-101	Pressure Spring	2	13	
030-13121-000	Lock; Press. Roller Support	2	17	
030-13122-007	Pressure Lever A Ass'y	1	13	
030-13126-002	Pressure Lever B Ass'y	1	13	
030-13131-006	Spring; Pressure lever A	1	13	
030-13132-100	Hook; Pressure Spring	2	13	
030-13143-101	Shaft; Worm Gear	1	13	
030-13145-007	Harness Guide	1	34	
030-13150-000	Plate; Pressure Control Gear	1	13	

Part No.	Part Name	Q'ty	Page	Unit Value
030-13160-006	Plate; Pressure Limit Sensor	1	13	
030-13161-002	Bracket; Pressure Limit Sensor	1	13	
030-13162-009	Detection Plate; Pressure Senosr	1	13	
030-13164-001	Bracket; Pressure Sensor	2	13	
030-13165-008	Bracket; PRESS. CTL MOTOR	1	13	
030-13172-004	Pressure Control Shaft	1	13	
030-13175-003	Base; Pressure Control	1	13	
030-13176-107	Pressure Roller Support	1	17	
030-13177-006	Adjuster; Press. Roller	2	17	
030-13191-009	Sheet; Paper Guide	1	17	
030-14101-003	Paper Feed Board	1	9	
030-14102-107	Bottom Cover; P.-F.-T.	1	9	
030-14103-006	Paper Feed Board:A3US	1	9	
030-14113-109	Support Plate R; P.-F.-T.	1	9	
030-14114-105	Support Plate F; P.-F.-T.	1	9	
030-14115-101	Guide R; P.-F.-T.	1	9	
030-14116-108	Guide F; P.-F.-T.	1	9	
030-14117-007	Guide Shaft; Paper Guide	1	9	
030-14119-000	Slide Rack; P.-F.-T.	2	9	
030-14123-007	Fence Cover	1	9	
030-14124-003	Slider R; Paper Guide	1	9	
030-14126-006	Slider F; Paper Guide	1	9	
030-14129-005	Lock A; Paper Guide	2	9	
030-14130-003	Lock B; Paper Guide	2	9	
030-14131-107	Lock Lever; Paper Guide	2	9	
030-14132-006	Bracket; P.-W. Potentiometer	1	9	
030-14133-002	Collar; Slide Rack; P.-F.-T.	2	9	
030-14134-106	Stopper Roller	2	9	
030-14136-001	Guide; Harness	1	9	
030-14137-008	Slide Sheet P.-F.-T.	4	9	
030-14138-101	Cover F; P.-F.-T. Damper	1	9	
030-14139-108	Cover R; P.-F.-T. Damper	1	9	
030-14201-202	E Support Plate; F	1	7	
030-14202-101	E Support Plate; R	1	7	
030-14206-107	E Reinforce Plate	1	7	
030-14208-002	Fix Shaft; Elevator Motor	1	7	
030-14218-202	Detection Plate; Paper Volume	1	7	
030-14219-101	Hook; Elevator Spring	1	7	
030-14220-002	Bracket; Paper Volume Sensor	1	7	
030-14221-009	Bracket; Lower Limit Sensor	1	7	
030-14222-102	Spring; Elevator	2	7	
030-14230-008	Bracket F; Elevator Spring	1	3	
030-14231-004	Bracket; Elevator Spring	1	11	
030-14232-205	Bracket; Elevator Motor	1	7	
030-14238-009	Holder; Elevator Motor	1	7	
030-14239-005	Bracket; Elevator Lower Limit SW	1	7	
030-14240-100	Lower Limit Frame	1	7	
030-14241-107	Holder; Lower Limit Frame	1	7	
030-14243-002	L. O. Sheet	2	7	
030-14301-207	Guide Plate; Upper	1	17	
030-14304-109	Guide Plate; Middle	1	17	
030-14307-108	Guide Plate (Lower)	1	17	
030-14309-003	Sensor Cover A	1	17	
030-14310-001	Sensor Cover B	1	17	

Part No.	Part Name	Q'ty	Page	Unit Value
030-14311-407	Pickup Roller Shaft	1	5	
030-14312-209	Scraper Ass'y	1	5	
030-14315-208	First Paper Feed Stay	1	5	
030-14317-006	P.-F. Pressure Adj. Lever	1	5	
030-14318-100	Bracket; Elevator Button	1	5	
030-14319-009	Bracket; Upper Limit Sensor	1	5	
030-14320-104	Paper Feed Cover	1	5	
030-14321-100	Scraper Cover	1	5	
030-14323-103	Guide Plate (A)	1	17	
030-14324-002	Bracket; Junction PCB 15-7	1	56	
030-14325-300	Scraper Shaft	1	5	
030-14327-001	Plate F; Scraper Cover	1	5	
030-14328-008	Plate R; Scraper Cover	1	5	
030-14329-004	Shaft; Scraper Cover	2	5	
030-14330-100	Protector; Paper Sensor	1	17	
030-14331-009	Stay F; Guide Plate	1	17	
030-14332-005	Stay R; Guide Plate	1	17	
030-14333-001	Guide Plate Stay A	4	3	
030-14334-008	Guide Plate Stay B	1	3	
030-14336-000	Clutch Stay	1	3	
030-14341-101	Support Plate A; Upper Limit	1	5	
030-14342-108	Support Plate B; Upper Limit	1	5	
030-14346-103	Upper Limit Adj. Screw	1	5	
030-14347-002	Base; Upper Limit Adj. Screw	1	5	
030-14350-003	One-way Core	1	5	
030-14351-000	Paper Release Lever	1	5	
030-14352-200	Plate; Rotation Stopper	1	5	
030-14353-100	Spring; Paper Release Lever	1	5	
030-14361-005	Bracket A; Stripper	1	20	
030-14364-004	Bracket B; Stripper	1	20	
030-14367-003	Bracket C; Stripper	1	20	
030-14369-006	Shaft; Clutch	1	20	
030-14370-004	Spring; Bracket A	1	20	
030-14372-007	SUPPORT; PICK UP ROLLER SHAFT	1	5	
030-14373-100	SCRAPER SPRING	1	5	
030-14374-107	W Scraper	1	5	
030-14377-009	Actuator Plate II; Stack P.-F.SW	1	17	
030-14384-005	DET. PLATE; UPPER LIMIT; STD.	1	5	
030-14385-001	DET. PLATE; UPPER LIMIT; CRD	1	5	
030-14386-008	Shaft; P.-F. Clutch	1	5	
030-14401-007	Timing Roller	1	17	
030-14402-100	Guide Roller	1	17	
030-14403-107	Guide Roller Shaft	1	17	
030-14405-100	Holder; Guide Roller	1	17	
030-14406-106	Release Plate	2	17	
030-14407-102	Spring; Guide Roller	2	17	
030-14408-001	Timing Lever	1	11	
030-14411-100	Timing Base	1	11	
030-14415-008	Sector Gear	1	11	
030-14419-100	Cam Gear	1	11	
030-14422-004	Idler Shaft; 2	1	15	
030-14423-108	Center Shaft; Print Positioning	1	11	
030-14424-007	Shaft; Planet Gear	1	11	

Part No.	Part Name	Q'ty	Page	Unit Value
030-14425-003	Idler Shaft; First	1	11	
030-14427-200	Arm F; Print Positioning	1	11	
030-14428-207	Arm R; Print Positioning	1	11	
030-14430-007	Bracket; Vertical Centering Sensor	1	11	
030-14440-207	Paper Feed Base Cover	1	11	
030-14441-106	Spring; Sector Gear	1	11	
030-14442-102	Bearing; Sector Gear	1	11	
030-14446-000	Timing Cam	1	11	
030-14447-007	Guide Roller Cam	1	11	
030-14449-107	Idler Shaft	2	11	
030-14450-105	Guide Roller Cover	1	17	
030-14451-004	Collar; Load Spring	1	17	
030-14452-205	Bracket; Print Positioning Motor	1	11	
030-14455-107	Base Plate; P.-F. Drive	1	11	
030-14456-006	Support Plate; G. Roller Shaft	1	11	
030-14457-002	Spring; P.-P. Worm Gear	1	11	
030-14458-203	Fix Plate; Load Spring	1	17	
030-14460-003	Upper Bracket; P.-P. Worm Gear	1	11	
030-14461-000	Lower Bracket; P.-P. Worm Gear	1	11	
030-14462-006	Wheel; Print Positioning	1	11	
030-14463-002	P.-P. Worm Gear	1	11	
030-14467-008	Junction Plate B	1	3	
030-14470-009	Base Plate; Sector Gear	1	11	
030-14473-202	Hook Shaft; Sector Gear	1	11	
030-14474-004	Reinforce Plate; Paper Feed	1	11	
030-14475-000	Bracket; Cover	1	3	
030-14476-201	Load Spring	1	18	
030-14478-107	Collor;Guide Roller Cover	5	17	
030-14480-004	Tube; 3x5	1	18	
030-14481-000	HOLDER F;GUIDE ROLLER	1	17	
030-14482-007	ADJ.PLATE;GUIDE ROLLER	1	17	
030-14521-002	Lock; Fixing Block	1	17	
030-14521-002	Lock; Fixing Block	1	20	
030-14522-106	Lock Knob	1	17	
030-14522-106	Lock Knob	1	20	
030-15110-006	Shaft; Separator	1	34	
030-15111-002	Lever; Separator	1	34	
030-15112-009	Shaft; Collar; Separator	1	34	
030-15113-102	Collar; Separator	1	34	
030-15114-001	Release Lever	1	34	
030-15115-105	Release Lever; Separator	1	34	
030-15117-000	Adj. Plate; Separator	1	34	
030-15119-003	Spring; Release Lever; Separator	1	34	
030-15129-106	Nozzle; Separation	2	34	
030-15131-003	Air Hose; Separator	1	34	
030-15135-408	Base; Separation Fan	1	34	
030-15210-205	Wing F	1	36	
030-15211-201	Wing R	1	36	
030-15216-106	Shaft; Wing	2	36	
030-15217-005	Spring; Wing	2	36	
030-15218-001	Cam; Wing	2	36	
030-15219-105	Suction Control Base	1	36	
030-15220-103	Shaft; Wing Cam	1	36	

Part No.	Part Name	Q'ty	Page	Unit Value
030-15221-002	Cam; Belt	1	36	
030-15223-005	Disc; Wing HP Sensor	1	36	
030-15225-105	Support Rib Holder	1	36	
030-15226-004	Shaft; Belt Roller; Support Rib	1	36	
030-15227-000	Belt Roller; Support Rib	1	36	
030-15230-303	Feed Base	1	36	
030-15239-009	Roller; Shaft; Support Rib	2	36	
030-15240-201	Suction Base	1	36	
030-15241-003	Shaft; Transfer Belt	1	36	
030-15243-200	Suction Box	1	36	
030-15245-106	Bracket; Suction Motor	1	36	
030-15246-102	Shaft; Support Rib	1	36	
030-15247-001	Cover; Paper Ejc. Sensor (Send)	1	36	
030-15248-008	Roller (Outer); Transfer Belt	2	36	
030-15249-004	Roller (Inner); Transfer Belt	2	36	
030-15252-005	Fix Shaft; Suction Unit	2	34	
030-15252-005	Fix Shaft; Suction Unit	2	36	
030-15253-001	Fix Plate F; Frame Plate	1	3	
030-15254-008	Fix Plate R; Frame Plate	1	3	
030-15256-108	De-electricity Plate	1	36	
030-15260-008	Set Plate F; P.-Rcv.-T	1	3	
030-15261-004	Set Plate R; P.-Rcv.-T	1	3	
030-15264-003	Seal; Suction	1	36	
030-15271-000	Bracket; Wing Motor	1	36	
030-15273-002	Support Plate; Wing	2	36	
030-15278-101	Bracket; Magnet Catch; P.-Rcv.-T	1	3	
030-15279-108	De-electricity Brush	1	36	
030-15279-108	De-electricity Brush	2	36	
030-15281-005	Extentension Jump Wing; F	1	36	
030-15282-001	Extentension Jump Wing; R	1	36	
030-15283-008	Plate Spring; Roller; Suction	1	36	
030-15310-005	Cover ; P.-Rcv.-T.	1	38	
030-15311-400	Paper Guide F; P.-Rcv.-T.	1	38	
030-15312-407	Paper Guide R; P.-Rcv.-T.	1	38	
030-15313-004	Paper Stoper; N	1	38	
030-15314-108	Frame; P.-Rcv.-T.	1	38	
030-15316-003	Cover; Flap Holder	4	38	
030-15317-107	Flap Holder	4	38	
030-15318-006	Plate; Magnet	1	38	
030-15319-002	Bracket; Cushion	1	38	
030-16101-000	Drum Frame; Front	1	22	
030-16102-104	MF Holder	5	22	
030-16103-003	Bracket; Drum PCB	1	22	
030-16106-002	Bracket; Hrz.-Ctr.-Sensor	1	28	
030-16107-009	LR Plate	1	28	
030-16108-005	Shaft Holder; Right	2	22	
030-16109-001	Shaft Holder; Left	2	22	
030-16112-002	Bracket R; F Handle	1	22	
030-16113-009	Bracket L; F Handle	1	22	
030-16115-001	Support; F Handle	2	22	
030-16116-008	Drum F Handle	1	22	
030-16121-109	Drum Frame; Rear	1	22	
030-16122-105	Drum Handle; R	1	22	
030-16125-104	Cover; Side Frame	4	22	

Part No.	Part Name	Q'ty	Page	Unit Value
030-16126-003	Side Frame	2	22	
030-16128-006	Bracket R; Side Frame	2	22	
030-16129-002	Bracket F; Side Frame	2	22	
030-16131-104	Bracket; Bottle Stopper	1	22	
030-16132-208	Drum Cover; Center	1	22	
030-16133-000	Shaft; Stopper Lever	1	22	
030-16134-103	Stopper Lever	1	22	
030-16135-100	Cover; Bottle Stopper	1	22	
030-16136-009	Bottle Stopper	1	22	
030-16137-005	Stopper Lever Lock	1	22	
030-16138-001	Spring; Stopper Lever Lock	1	22	
030-16139-008	Spring; Bottler Stopper	2	22	
030-16140-006	Collar; Lever Shaft	2	22	
030-16141-207	Drum Cover; Outer	1	22	
030-16142-009	Fix Plate; Bottle Stopper	2	22	
030-16202-001	Screen	1	24	
030-16206-007	End Hanger	1	24	
030-16207-100	Screen Tension Plate F	1	24	
030-16208-107	Screen Tension Plate; R	1	24	
030-16211-000	Flange F	1	24	
030-16213-208	Flange R	1	24	
030-16215-006	Detection Plate; Pos. A	1	24	
030-16216-002	Balancer F (A)	1	24	
030-16218-005	Balancer R (A)	1	24	
030-16223-009	Collar; Support Roller	6	24	
030-16225-109	Bracket; Pos. A Sensor	1	24	
030-16228-000	Lock Base; Pos. B	1	24	
030-16229-007	Spring; Pos. B	1	24	
030-16231-109	Screen Spring	2	24	
030-16232-300	Ink Blocking Sheet	1	24	
030-16233-004	Drum Seal	2	24	
030-16235-007	Collar; Lock Release	1	24	
030-16236-003	Drum Lock Lever; Pos. B	1	24	
030-16238-103	Flange Stay F	1	24	
030-16239-304	Flange Stay R	1	24	
030-16240-000	Cover; Sqg.-Prs.-Adj.	2	24	
030-16241-104	Light Absorber Sheet	1	24	
030-16242-100	Plate F; Screen Spring	1	24	
030-16243-107	Plate R; Screen Spring	1	24	
030-16244-103	Balancer F (B)	1	24	
030-16245-100	Balancer R (B)	1	24	
030-16249-059	Drum Body A3; SU	1	24	
030-16250-057	Drum Body LG; SU	1	24	
030-16251-100	Drum Body A4	1	24	
030-16252-203	Ink Blocking Tape	1	24	
030-16301-204	Clamp Plate Base	1	24	
030-16302-006	Clamp Holder	2	24	
030-16304-106	Sheet: CM A	5	24	
030-16305-005	Clamp Magnet	1	24	
030-16306-206	Clamp Plate	1	24	
030-16311-102	Collar; Clamp Plate	1	24	
030-16311-102	Collar; Clamp Plate	1	24	
030-16312-109	Master Projection Plate	1	24	

Part No.	Part Name	Q'ty	Page	Unit Value
030-16317-003	Spring; Projection Plate	1	24	
030-16318-107	Collar; Projection Plate	1	24	
030-16319-006	Master Guide Sheet	3	24	
030-16322-104	Sheet; CM B	2	24	
030-16323-003	Washer; Collar; Clamp Cover	1	24	
030-16324-000	Sheet ; Master Projection	1	24	
030-16325-006	Clamp Sheet	4	24	
030-16401-403	Main Frame; Drum	1	28	
030-16402-108	Shaft F; Main Frame	2	28	
030-16403-104	Shaft R; Main Frame	2	28	
030-16404-003	Ink Distributor	1	26	
030-16406-103	Bottle Guide; Lower	1	28	
030-16407-100	Bottle Guide; Upper	1	28	
030-16408-106	Bottle Guide; Lower:ML	1	28	
030-16410-100	Bottle Guide; LowerCL	1	28	
030-16411-107	Flange Drive Shaft	1	26	
030-16413-002	Flange Drive Gear R	1	24	
030-16416-001	Ink Guard	1	24	
030-16417-008	Sheet; Bottle Guide	1	28	
030-16420-106	Ink Tray	1	28	
030-16501-203	Squeegee Roller	1	26	
030-16506-000	Doctor Roller	1	26	
030-16509-000	Ink Drive Shaft	1	26	
030-16510-105	Squeegee Stay	1	26	
030-16512-000	D Boss Holder	2	26	
030-16513-007	D Supporter	1	26	
030-16515-000	Squeegee Plate F	1	26	
030-16516-006	Squeegee Plate R	1	26	
030-16517-100	Ink Block F	1	26	
030-16518-106	Ink Block R	1	26	
030-16519-005	Seal; Ink	1	26	
030-16520-003	Spring; Ink Block	2	26	
030-16522-006	Bracket; Blocking Plate F	1	26	
030-16523-002	Bracket; Blocking Plate R	1	26	
030-16524-009	Ink Blocking Plate; F	1	26	
030-16525-005	Ink Blocking Plate; R	1	26	
030-16526-001	Spring; Ink Blocking Plate	2	26	
030-16529-000	Squeegee Holder	4	26	
030-16530-009	Bracket; Ink Sensor PCB	1	26	
030-16531-005	Cover; Ink Sensor PCB	1	26	
030-16532-001	Squeegee Base F	1	26	
030-16533-008	Squeegee Base R	1	26	
030-16534-101	Adj. Plate F; Sqg.-Pressure	1	26	
030-16535-108	Adj. Plate R; Sqg.-Pressure	1	26	
030-16536-007	Idler Base	1	26	
030-16542-007	Support Stay; Squeegee	1	26	
030-16601-100	Center Shaft	1	28	
030-16604-002	Collar; Center Shaft	1	28	
030-16607-001	Guide Holder	1	28	
030-16608-008	Gear; Center Shaft	1	28	
030-16609-004	Gear Holder	2	28	
030-16610-002	Gear Holder Plate	1	28	
030-16611-009	Bracket; Hr.-Pulser Motor	1	28	

Part No.	Part Name	Q'ty	Page	Unit Value
030-16621-101	Bracket; Ink Set SW PCB	1	28	
030-16625-107	Slit Plate; Black	1	28	
030-16626-200	Slit Plate; FR	1	28	
030-16627-100	Slit Plate ;Color	1	28	
030-16901-104	Rail; Drum	2	30	
030-16904-103	Bridge; Drum	1	30	
030-16908-001	Drum Holder; Rear	2	30	
030-16910-006	Spring; Drum Holder	4	30	
030-16911-002	Bracket R; Fix Shaft	1	30	
030-16911-002	Bracket R; Fix Shaft	1	34	
030-16914-001	Bracket L; Fix Shaft	1	30	
030-16916-004	Fix Shaft	2	15	
030-16916-004	Fix Shaft	2	30	
030-16916-004	Fix Shaft	1	34	
030-16920-001	Spring; Connector	2	30	
030-16931-100	Support Plate; Center Shaft	1	15	
030-16932-107	Base Plate; Drum Lock	1	15	
030-16937-001	Drum Lock Cam	1	15	
030-16938-008	Spring; Drum Lock	1	15	
030-16939-209	Release Lever; Drum Lock	1	15	
030-16940-002	Release Shaft; Pos. B	1	15	
030-16942-005	Plate; Drum Set SW	1	15	
030-16943-001	Bracket; Drum Set SW	1	15	
030-16945-101	S Lever	1	15	
030-16947-007	Disc; Drum Lock	1	15	
030-16948-003	Bracket; Lock Cam Sensor	1	15	
030-16949-000	Spring Plate	1	15	
030-16951-101	Clamp Slide Guide Plate F	1	32	
030-16952-108	Clamp Slide Plate F	1	32	
030-16953-104	Clamp Cam F	1	32	
030-16954-003	Clamp Shaft	1	32	
030-16955-000	Spring; Clamp	6	32	
030-16961-107	Clamp Slide Guide Plate R	1	32	
030-16962-006	Clamp Slide Plate R	1	32	
030-16963-100	Compensate Slide Plate	1	32	
030-16964-106	Clamp Cam R	1	32	
030-16965-005	Slide Guide Plate	1	32	
030-16973-008	Bracket; Clamp Motor	1	32	
030-16981-000	Bracket; Clamp Sensor	1	32	
030-16982-007	Disc; Clamp Sensor	1	32	
030-17101-608	FB Base	1	72	
030-17102-302	FB Stay F	1	72	
030-17103-309	FB Stay R	1	72	
030-17105-107	Fix Plate Scanner	2	72	
030-17110-003	Cover; Harness	1	60	
030-17111-000	Fixing Plate; FB PCB	2	64	
030-17114-009	Hook Support Plate; F	1	72	
030-17115-102	Hook Support Plate; R	1	72	
030-17116-109	Hook F	1	72	
030-17117-008	Hook R	1	72	
030-17118-004	Hook Plate F	1	72	
030-17119-000	Hook Plate R	1	72	
030-17120-009	Fix Plate; FB	1	72	

Part No.	Part Name	Q'ty	Page	Unit Value
030-17129-103	Slide Rail R	1	72	
030-17130-000	Fulcrum Shaft	1	72	
030-17130-101	Slide Rail F	1	72	
030-17132-007	GS Shaft; Upper	1	72	
030-17134-204	Hook Shaft; FB	1	72	
030-17135-103	Shaft; Hook Base 2	2	72	
030-17139-206	Torsion Bar A	1	72	
030-17140-204	Torsion Bar B	1	72	
030-17145-001	Holder; Torsion Bar	1	72	
030-17151-109	Bracket; Counter	1	54	
030-17155-309	Bracket Stage Cover Sensor	1	62	
030-17155-309	Bracket Stage Cover Sensor	1	64	
030-17158-006	Bracket R; GS	1	72	
030-17161-007	Bracket F; GS	1	72	
030-17162-003	Lock Plate; GS	2	72	
030-17165-002	Panel Cover; Under	1	76	
030-17166-009	Harness Guide; Scanner	1	72	
030-17167-005	RB Reinforce Stay	1	72	
030-17168-001	Bracket; Scanner Stopper	1	72	
030-17169-008	Lock; Scanner Stopper	1	72	
030-17170-006	Scanner Stopper	1	72	
030-17184-007	Sheet; Scanner Lock	1	62	
030-17184-007	Sheet; Scanner Lock	1	64	
030-17191-100	GASKET; BASE Plate	1	46	
030-17199-201	Bracket; Stage Cover Sensor	1	66	
030-17202-102	Plate; Stage Cover	1	74	
030-17203-109	Hinge Bracket	1	72	
030-17208-003	Original Holder	1	74	
030-17210-008	Blind Cap	1	74	
030-17211-004	Reinforce Plate Hinge	1	72	
030-17221-000	Frame; Stage Cover	1	74	
030-17237-003	Plate; Stage Cover SW	1	74	
030-17300-007	F-COV-STOP-ORG	1	62	
030-17300-007	F-COV-STOP-ORG	1	64	
030-17301-003	SHEET-SHD-W	1	62	
030-17301-003	SHEET-SHD-W	1	64	
030-17302-000	F-GLASS-ORG	1	62	
030-17302-000	F-GLASS-ORG	1	64	
030-17308-008	ASM-LENS-UNIT	1	62	
030-17313-001	BLT-224-2GT-4	2	68	
030-17320-008	SPE-TNS-WIRE-2K	2	68	
030-17330-003	SCREW-STOP-ORG	2	62	
030-17330-003	SCREW-STOP-ORG	2	64	
030-17331-000	SRW-LOCK-CRG2	1	62	
030-17331-000	SRW-LOCK-CRG2	1	64	
030-17332-006	ASM-LENS-541	1	64	
030-17333-002	CUSH-STAY-TOP-R	1	62	
030-17333-002	CUSH-STAY-TOP-R	1	64	
030-17335-005	SHEET-STY-TOP-R	1	62	
030-17335-005	SHEET-STY-TOP-R	1	64	
030-18101-008	Write Roller	1	42	
030-18102-101	Load Roller (Lower)	1	42	
030-18103-000	Tension Roller	1	42	

Part No.	Part Name	Q'ty	Page	Unit Value
030-18104-007	Master Guide Plate	1	42	
030-18105-003	Hook; Master Guide Spring	2	44	
030-18106-000	Spring; Master Guide Plate	2	42	
030-18107-006	Load Roller Guide	1	44	
030-18108-002	Guide; Master Set	1	44	
030-18109-106	Sheet; Master Loading	1	44	
030-18110-309	Cover; Cutter	1	44	
030-18111-003	Cutter Guide (Lower)	1	44	
030-18112-204	Cutter Guide (Upper)	1	44	
030-18113-006	Shutter	1	44	
030-18114-100	Sheet; Clamp Guide	1	44	
030-18121-009	Upper Stay; Master Making	1	40	
030-18122-200	Stay:Write Roller	1	44	
030-18123-001	Bracket; Shutter	1	44	
030-18124-008	Main Shaft; M.-M. Unit	1	42	
030-18125-004	Spring F; M.-M. Unit	1	42	
030-18126-000	Spring R; M.-M. Unit	1	42	
030-18127-104	Hook Shaft	2	44	
030-18129-000	Bracket; Write Pulse Motor	1	42	
030-18136-006	Bracket; Load Pulse Motor	1	42	
030-18143-002	Cover; Write Pulse Motor	1	42	
030-18144-009	Plate; Torque Limitter	1	42	
030-18147-008	Roller Holder	1	42	
030-18148-004	Bracket; Storage Fan	1	42	
030-18150-106	Bracket; Mstr.-Load/Pos. Sensor	1	44	
030-18151-200	Holder F; Write Roller	1	42	
030-18152-109	Holder R; Write Roller	1	42	
030-18201-207	Frame; M.-M. Unit	1	40	
030-18203-102	Lower Cover; M.-M.-Unit	1	40	
030-18204-001	Shaft; Open/Close Hook	1	40	
030-18205-105	Support Bar; TPH	1	40	
030-18207-000	Hook A; TPH Spring	2	40	
030-18208-007	Hook B; TPH Spring	2	40	
030-18210-001	Cam; Pressure Release	1	40	
030-18212-004	Plate; Pressure Release	1	40	
030-18217-006	Load Roller (Upper/Center)	1	40	
030-18218-100	Shaft; Load Roller (Upper)	1	40	
030-18219-009	Load Roller (Upper/Side)	2	40	
030-18221-003	Light Absorber Sheet; 12X12	1	40	
030-18224-002	Bracket; L Spring	1	40	
030-18228-008	TPH Spring	2	40	
030-18229-004	Spring; Open-Close Hook	1	40	
030-18232-102	Bracket; TPH PCB	1	40	
030-18233-109	Bracket; Master Tension	2	40	
030-18234-105	Spring; Master Tension	2	40	
030-18235-004	Collar; Master Tension	2	40	
030-18242-000	De-electricity Bar G; A3	1	44	
030-18243-104	De-electricity cover G; A3	1	44	
030-18301-007	Cover; Holder Base	1	44	
030-18302-003	Master Holder F	1	44	
030-18303-000	Master Holder R	1	44	
030-18304-006	Master Flange F	1	44	
030-18305-002	Master Flange F2	1	44	
030-18307-005	Master Flange R	1	44	

Part No.	Part Name	Q'ty	Page	Unit Value
030-18308-001	Master Flange R2	1	44	
030-18310-103	Mstr.-V.-Det.-Lever	1	42	
030-18312-106	Holder Base	1	44	
030-18313-005	Stay; Set Guide	1	42	
030-18314-001	Cover Plate	1	44	
030-18321-008	Shaft; Mstr.-V.-Det.	1	42	
030-18322-004	Spring; Mstr.-V.-Det.	1	42	
030-18324-007	Bracket; Mstr.-V.-Det.-Lever	1	42	
030-18325-003	Bracket; Mstr.-End/Det. Sensor	1	44	
030-18331-003	Master Holder F2	1	44	
030-19101-001	Master Disposal Roller (Upper)	1	48	
030-19102-105	Disposal Roller (Lower)	1	50	
030-19103-101	Pulley Shaft	1	48	
030-19104-000	Pulley; Master Disposal	4	48	
030-19111-104	Housing; Master Disposal	1	48	
030-19112-003	Plate; Disposal Top Cover Sensor	1	48	
030-19113-000	Cover; Housing; Mstr.-Disposal	1	48	
030-19114-103	Cover; Disposal Jam Sensor	1	48	
030-19115-002	Stopper Plate; Disposal Top Cover	1	48	
030-19123-005	Shaft; Disposal Hook	1	48	
030-19131-008	Spring Catch	2	48	
030-19141-003	Spring; Disposal Roller	2	48	
030-19201-103	Master Compression Plate	1	50	
030-19202-100	Bracket; Compression Motor	1	50	
030-19205-001	Support; Clamp Worm	1	32	
030-19205-001	Support; Clamp Worm	1	50	
030-19206-008	Bracket; Comp.-Limit Sensor	1	50	
030-19207-004	Cover; Compression Gear	1	50	
030-19242-004	Bracket A; Compression Gear	1	50	
030-19243-000	Bracket B; Compression Gear	1	50	
030-19301-108	Disposal Frame F	1	50	
030-19306-002	Shaft A; Housing	2	50	
030-19307-009	Housing Shaft B	2	50	
030-19311-103	Disposal Frame R	1	50	
030-19321-001	Stay A; Master Disposal	1	48	
030-19322-105	Stay B; Disposal	1	50	
030-19323-004	Stay C; Disposal	1	50	
030-19324-000	Stay D; Master disposal	1	48	
030-19325-007	Disposal Guide	1	50	
030-19326-003	Bracket; M.-M.-Top cover set sensor	1	50	
030-19327-000	Belt Cover	1	50	
030-19331-007	FG Slit; 24-4-36	1	50	
030-19351-008	Spring F; Disposal Top Cover	1	48	
030-19352-004	Spring R; Disposal Top Cover	1	48	
030-19401-200	Disposal Box	1	46	
030-19402-109	Cover; Disposal Box	1	46	
030-19403-105	Lever; Disposal Box	1	46	
030-19404-004	Spring; Disposal Box	1	46	
030-19406-007	Sub Lever Disposal Box	1	46	
030-19407-003	Spring; F;Disposal Box	1	46	
030-19408-000	Spring; R;Disposal Box	1	46	
030-19501-000	Master Disposal Cover	1	46	
030-19502-006	Bracket; Master Disposal	2	3	

Part No.	Part Name	Q'ty	Page	Unit Value
030-50501-107	Front Drive PCB	1	54	
030-50503-509	Image Processing-PCB	1	58	
030-50504-106	TPH PCB	1	40	
030-50505-803	DRUM-PCB	1	22	
030-50506-109	Ink Set SW PCB (C)	1	28	
030-50507-008	Ink Set SW PCB (GH)	1	28	
030-50508-403	ROSE/OP-PCB	1	58	
030-50511-102	TPNL-CTRL-PCB	1	60	
030-50512-109	TPNL-MKEY-PCB	1	60	
030-50513-008	TPNL-SKEY-PCB	1	60	
030-50515-205	Junction PCB; Paper Feed	1	56	
030-50516-201	Junction PCB; 9-5	1	13	
030-50516-201	Junction PCB; 9-5	1	15	
030-50516-201	Junction PCB; 9-5	1	32	
030-50517-208	Junction PCB; 15-7	1	50	
030-50517-208	Junction PCB; 15-7	1	56	
030-50521-116	DIMM-PCB 64MB	1	58	
030-50522-406	Image Processing-PCB	1	58	
030-50523-003	PWA-F-SLG-529	1	62	
030-50524-000	INV-EXPO-529	1	68	
030-50525-405	Filter PCB G-100	1	52	
030-50526-207	Power Supply Unit IX-H100	1	52	
030-50527-106	Ink Set SW PCB (M)	1	28	
030-50528-200	Filter PCB G-200	1	52	
030-50529-001	Power Supply Unit IX-H200	1	52	
030-50531-014	DIMM-PCB 16MB	1	58	
030-50532-304	SCAN-IF400-PCB	1	64	
030-50533-106	SCAN-IF-300-PCB	1	66	
030-50537-705	MCTL-SC-PCB	1	58	
030-50538-108	SMLOPTION-SC-PCB	1	58	
030-50539-902	SH-PCB	1	58	
030-50542-008	EMI-FILTER-PCB	1	52	
030-50544-000	PWA-F-DRV-541	1	64	
030-51000-306	Wire Harness; Primary Power	1	52	
030-51001-108	Wire Harness; Power SW	1	52	
030-51001-108	Wire Harness; Power SW	1	54	
030-51012-100	Wire Harness; TPH Sub Power	1	40	
030-51013-106	Wire Harness; F Drive	1	52	
030-51013-106	Wire Harness; F Drive	1	54	
030-51023-306	Junction Harness; P.-F.-T.	1	9	
030-51027-204	Junction Harness; Elevator Motor	1	7	
030-51028-006	Wire Harness; MCTL-ROSE	1	58	
030-51029-002	Junction Harness; Disposal Jam	1	48	
030-51030-000	Junction Harness; Disposal (Sensor)	1	50	
030-51031-007	Junction Harness; Disposal (Motor)	1	50	
030-51032-305	Wire Harness; Inner Drum	1	28	
030-51036-106	Wire Harness; TPH Power	1	56	
030-51038-001	Wire Harness; Drum-CN1	1	22	
030-51039-105	Ground Wire; Suction	2	36	
030-51042-009	Junction Harness; Pressure Control	1	13	
030-51043-200	Wire Harness; Suction/Wing Motor	1	36	
030-51044-001	Junction Harness; Drum Lock	1	15	
030-51045-008	Wire Harness; Counter	1	54	

Part No.	Part Name	Q'ty	Page	Unit Value
030-51047-000	Junction Harness; Clamp Sensor	1	32	
030-51049-100	Wire Harness; M.-M./Cutter	1	44	
030-51050-109	Wire Harness; F Drive Power	1	52	
030-51050-109	Wire Harness; F Drive Power	1	54	
030-51052-101	Junction Harness; Suction Sensor	1	36	
030-51057-308	Junction Harness; Separation	1	34	
030-51059-106	Safety SW; P.-F.-T. Upper	1	5	
030-51060-007	Safety SW Ass'y	1	15	
030-51060-007	Safety SW Ass'y	1	50	
030-51060-007	Safety SW Ass'y	1	76	
030-51061-003	Safety SW Ass'y; Short Lever	1	72	
030-51062-107	Harness; P.-F. Upper	1	5	
030-51063-103	Harness; Paper Volume Sensor	1	7	
030-51064-100	Junction Harness; Filter Relay	1	52	
030-51067-001	Wire Harness; M.-M. Unit	1	40	
030-51068-105	Wire Harness; F Drive CN7	1	42	
030-51069-209	Wire Harness; F Drive CN11	1	42	
030-51071-009	Junction Harness; W.-R.-Temp.	1	44	
030-51073-109	Junction Harness; Ink Sensor	1	26	
030-51074-008	Wire Harness ; ROSE-PANEL	1	60	
030-51078-003	Wire Harness; TPH Sub Power M	1	40	
030-51090-003	Inlet Terminal 1:HCP	1	52	
030-51093-207	P.-W. Potentiometer Ass'y II	1	9	
030-51094-009	Wire Harness ROSE-Option	1	58	
030-51095-102	Wire Harness; Image - Scanner H	1	58	
030-51095-102	Wire Harness; Image-Scanner H	1	64	
030-51097-202	Junction Harness; Scanner	1	64	
030-51101-404	Wire Harness; Secondary Power	1	56	
030-51103-202	Wire Harness; MCTL (Sensor)	1	56	
030-51104-101	Wire Harness; Motor (Rear)	1	56	
030-51105-302	Wire Harness; F Drive M.-M./Motor	1	54	
030-51106-104	Wire Harness; F Drive CN10/13	1	54	
030-51108-301	Wire Harness; TPH-H	1	40	
030-51112-104	Wire Harness MCTL-Scanner L	1	58	
030-51112-104	Wire Harness MCTL-Scanner L	1	66	
030-51113-100	Wire Harness; F Drive CN7 L	1	42	
030-51116-002	L Harness ; Paper Volume Sensor	1	7	
030-51117-106	Wire Harness; L Inner Drum	1	28	
030-51120-107	Wire Harness; Image-Scanner L	1	58	
030-51120-107	Wire Harness; Image-Scanner L	1	66	
030-51121-006	Harness; Stage Cover L	1	66	
030-51122-002	Wire Harness MCTL-Scanner M	1	58	
030-51122-002	Wire Harness MCTL-Scanner M	1	64	
030-51123-106	Harness; Scanner Actuator L	1	66	
030-51124-102	Junction Harness; Paper/Multi	1	17	
030-51125-001	Junction Harness; Paper Sensor	1	17	
030-51156-004	Wire Harness; Auto Document Feeder AF VI	1	56	
030-51157-108	Safety SW; P.-F.-T. Lower	1	7	
030-51159-003	Wire Harness; TGM Core	1	13	
030-51159-003	Wire Harness; TGM Core	1	36	
030-51159-003	Wire Harness;TGM Core	1	50	
030-51160-001	Drum Ground Wire F	1	22	
030-51161-008	Drum Ground Wire R	1	22	
030-51162-004	PCB Ground Wire	1	13	

Part No.	Part Name	Q'ty	Page	Unit Value
030-51162-004	Ground Wire; PCB	1	58	
030-51164-007	Safety SW Ass'y ; HCF	1	76	
030-51165-003	Junction Harness; W.-R.-Temp. L	1	44	
030-51192-000	WH-APS-529	1	62	
030-51192-000	WH-APS-529	1	64	
030-51193-007	WH-APS-529LA	1	62	
030-51193-007	WH-APS-529LA	1	64	
030-51194-003	WH-APS-529A	1	62	
030-51194-003	WH-APS-529A	1	64	
030-51195-000	WH-HOME-529	1	62	
030-51198-009	WH-EXPO-529	1	68	
030-53023-001	K-M/P-SCAN-529	1	68	
030-53026-000	K-M/P-SCAN-541	1	68	
030-53159-000	SNSR-PS-TWO5	2	62	
030-53159-000	SNSR-PS-TWO5	4	62	
030-53159-000	SNSR-PS-TWO5	2	64	
030-53159-000	SNSR-PS-TWO5	4	64	
030-53161-005	LP-EXPO-529	1	68	
030-53163-008	SNSR-PS-TY1CH56	1	62	
030-53163-008	SNSR-PS-TY1CH56	1	62	
030-53163-008	SNSR-PS-TY1CH56	1	64	
030-53163-008	SNSR-PS-TY1CH56	1	64	
030-75001-052	Elevator Shaft Assy	1	7	
030-75015-053	P.-F.-T.Unit:SU	1	9	
030-75016-050	P.-F.-T.Unit:inch	1	9	
030-90002-006	G-Panel Unit ;C	1	60	
030-90003-002	G-Panel Unit ;D	1	60	
030-92150-100	Main Motor Ass'y	1	13	
030-92210-056	Pump Assy	1	34	
030-93140-051	Pressure Shaft Ass'y	1	17	
030-93150-057	PRESS. CTL MOTOR	1	13	
030-94220-059	Motor Shaft Assy	1	7	
030-94315-157	Guide Plate; UpperASSY; SU	1	17	
030-94340-054	Paper Feed Cover;ASSY	1	5	
030-94400-057	Unit/ Paper Feed; Drive	1	11	
030-94520-052	RP Stripper Unit; Roller	1	20	
030-95210-154	Suction Unit SU	1	36	
030-95320-154	P.-Rcv.-T. Unit ; SU	1	38	
030-96012-100	Ink Pump Unit	1	28	
030-96035-100	Ink Pump Unit f16	1	28	
030-96310-055	Unit / Clamp Plate	1	24	
030-96320-050	Clamp Plate Base Assy	1	24	
030-96330-056	Clamp Plate Assy	1	24	
030-96340-051	Master Proection Plate Assy	1	24	
030-96430-000	Ink Volume Sensor Ass'y	1	28	
030-96970-055	Drum LockASSY	1	15	
030-97020-301	Scanner Unit 600M	1	62	
030-97020-301	Scanner Unit 600M	1	68	
030-97030-307	Scanner Unit 600I	1	62	
030-97030-307	Scanner Unit 600I	1	68	
030-97040-400	Scanner Unit 400M	1	64	
030-97040-400	Scanner Unit 400M	1	68	
030-97050-308	Scanner Unit 400I	1	64	
030-97050-308	Scanner Unit 400I	1	68	

Part No.	Part Name	Q'ty	Page	Unit Value
030-97160-057	Stage Cover Assy	1	74	
030-97170-052	Plate; Stage Cover:Assy	1	74	
030-97180-058	Original Holder:Assy	1	74	
030-97250-102	Stage Cover Hinge Ass'y	2	74	
030-98101-003	Cutter	1	44	
030-98102-050	T600A3RP3-TPH ASSY; SU	1	40	
030-98103-057	T400A3RP3-TPH ASSY; SU	1	40	
030-98104-053	T300A3RP3-TPH ASSY; SU	1	40	
030-99370-059	TG Motor ASSY	1	36	
030-99402-155	Disposal Box Unit	1	46	
030-99410-050	Master Disposal Unit ; SU	1	48	
030-99410-050	Master Disposal Unit ; SU	1	50	
035-14303-001	Rubber Roller; Pickup	2	5	
112-51002-004	Junction Wire Harness : CC-A	1	58	
113-97000-100	Wire Harness;JS IV	1	56	
408-02301-008	BATTERY; CR 2450	1	58	
444-22000-000	PCSW303B3A012	1	30	
444-30000-109	SENSOR; GP1A73A	3	5	
444-30000-109	SENSOR; GP1A73A	1	7	
444-30000-109	SENSOR; GP1A73A	2	7	
444-30000-109	SENSOR; GP1A73A	1	11	
444-30000-109	SENSOR; GP1A73A	4	13	
444-30000-109	SENSOR; GP1A73A	2	15	
444-30000-109	SENSOR; GP1A73A	1	28	
444-30000-109	SENSOR; GP1A73A	3	32	
444-30000-109	SENSOR; GP1A73A	2	36	
444-30000-109	SENSOR; GP1A73A	1	40	
444-30000-109	SENSOR; GP1A73A	2	42	
444-30000-109	SENSOR; GP1A73A	1	44	
444-30000-109	SENSOR; GP1A73A	4	50	
444-30000-109	SENSOR; GP1A73A	1	62	
444-30000-109	SENSOR; GP1A73A	1	62	
444-30000-109	SENSOR; GP1A73A	1	64	
444-30000-109	SENSOR; GP1A73A	1	64	
444-30000-109	SENSOR; GP1A73A	1	66	
444-30002-209	SENSOR; GP1A75ER	1	24	
444-33000-002	SENSOR; GP2A200LCS	2	9	
444-41002-103	SENSOR; OS665633-703	1	48	
444-42010-100	SENSOR; KH0698-00 (Send)	1	17	
444-42011-106	SENSOR; KH0698-01 (Receive)	1	17	
444-42012-005	SENSOR; KH0654-20 (Send)	1	36	
444-42013-001	SENSOR; KH0654-21 (Send)	1	34	
444-42014-105	SENSOR; KB1136-RK12 (Send)	1	44	
444-42015-004	SENSOR; KB1136-RK23 (Rcv.)	1	40	
444-42017-104	SENSOR; KH0760 (Receive)	1	22	
444-42025-000	SENSOR; KH0686-20 (Send)	1	17	
444-42026-006	SENSOR; KH0686-21 (Receive)	1	17	
444-43001-201	SENSOR; KH0726-01	1	44	
444-43002-100	SENSOR; KR1135-RK	1	44	
444-50002-000	SENSOR; PE1151AC	1	44	
444-51002-004	YAA81-0063	1	26	
444-59000-000	Touch Panel	1	60	
446-10100-004	2-1123456-2 AMP-D	1	30	

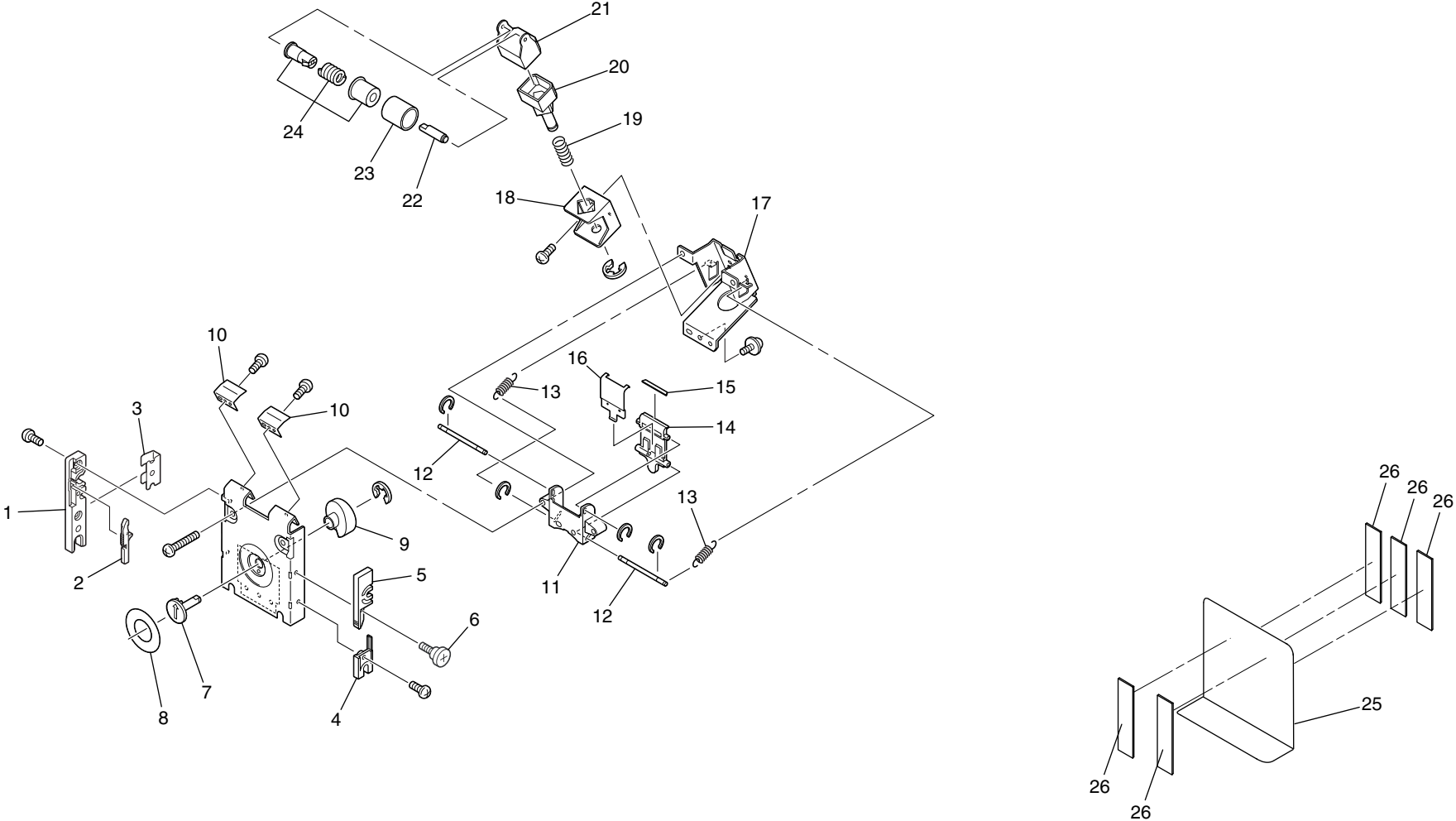
Part No.	Part Name	Q'ty	Page	Unit Value
446-10101-000	2-1123458-2 AMP-D	1	22	
481-30033-108	GASKET; GROUND	2	46	
481-30033-108	GASKET; GROUND	1	72	
481-30036-000	UC-300378(30)	2	15	
481-30036-000	UC-300378(30)	2	30	
481-90000-004	Insulation Sheet; Touch Panel	1	60	
484-60003-108	LCD; PANEL; M	1	60	
488-90029-100	Ground Wire(R4-250-R4)	1	74	
490-21006-202	KJ537	1	15	
490-21012-105	Motor; CCWTG-30R-E113, 24V	1	50	
490-21013-403	Motor; CWKL558	1	32	
490-21013-209	Motor; CWKL558	1	50	
490-21020-108	CCWTG-30R-E114:24V	1	13	
490-22007-008	Motor; HMB5066-010020	1	40	
490-22009-302	ELEVATOR MOTOR ASS'Y	1	7	
490-31003-104	Motor; STP-42D275	1	42	
490-33005-007	Motor; PM42L-048-ZXE7	1	42	
490-33007-107	PM55L-048-ZXE8	1	28	
490-33008-006	PM42L-048-ZWF9	1	36	
490-33009-002	PM55L-048-ZWF8	1	11	
490-40001-009	2410ML-05W-B50-J20	1	42	
490-41005-008	SCBD24H4-993	2	34	
490-41009-003	FAN; D12F-24PLH1C10	1	36	
490-50002-003	TDS-10A-1024	1	15	
492-00001-108	COUNTER; MZ-775-DC24V 117	2	54	
495-66001-003	Inverter PCB	1	60	
505-00601-008	Spacer; KGLS-8RT	5	52	
550-20118-104	Seal; TPH; RC	1	40	
550-20228-104	Seal; TPH; M	1	40	
550-21073-007	Seal; P-Rcv -T;Caution	1	36	
550-21141-002	Seal; P.-Rcv.-T.; Folding; US	1	36	
550-21142-009	Seal; P.-Rcv.-T.; Folding; Pic.	1	36	
550-21172-005	Seal; P.-FEED PRESSURE	1	5	
550-21173-001	Seal; P.-FEED PRESSURE ; PIC	1	5	
550-21296-200	Seal; P.-Rcv.-T.;US	1	38	
550-21298-211	Seal; P.-Rcv.-T.; Pic.	1	38	
550-21299-200	Seal; P.-Rcv.-T.	1	38	
550-21519-005	Seal; TPH; Ch	1	40	
550-21527-105	Seal; P.-Rcv.-T.;Ch	1	38	
550-21739-102	Seal; Paper Stopper	1	38	
550-21740-100	Seal; Paper Stopper Pic	1	38	
550-21741-107	Seal; Paper Stopper Ch	1	38	
600-05105-008	BEARING; DDLF-105ZZR	2	13	
600-06172-205	BEARING; DDR-1760 X ZZR	1	7	
600-08168-000	BEARING NMB; LNR-1680HH	2	26	
600-20061-009	BEARING; 608ZZ	2	17	
600-50057-006	BEARING; FLAW678 ZZA	1	7	
600-50059-017	BEARING; FLW688ZZ	2	36	
601-10195-004	BEARING; DDLF-1910ZZR	2	18	
607-09014-008	METAL; S14X20X10	1	28	
607-13000-003	METAL; F6X10/9X4; 12X1.5	1	7	
607-13000-003	METAL; F6X10/9X4; 12X1.5	2	13	
607-13000-003	METAL; F6X10/9X4; 12X1.5	2	42	

Part No.	Part Name	Q'ty	Page	Unit Value
607-13000-003	METAL; F6X10/9X4; 12X1.5	2	48	
607-13000-410	METAL; F6X10/9X6; 12X1.5	1	11	
607-13000-410	METAL; F6X10/9X6; 12X1.5	2	17	
607-13000-410	METAL; F6X10/9X6; 12X1.5	2	50	
607-13003-002	METAL; F6X8X3/10X1	2	40	
607-13005-005	METAL; F6X10X7; 12X2	2	36	
607-15000-000	METAL; F8X13/12X5; 16X2	2	7	
607-15000-000	METAL; F8X13/12X5; 16X2	1	11	
607-15000-000	METAL; F8X13/12X5; 16X2	2	34	
607-15000-000	METAL; F8X13/12X5; 16X2	2	40	
607-15005-002	METAL; F8X10X8; 12X1.5	2	42	
607-16001-000	METAL; F10X15/14X6; 18X2	8	5	
607-16001-000	METAL; F10X15/14X6; 18X2	2	13	
607-16001-000	METAL; F10X15/14X6; 18X2	2	18	
607-16001-000	METAL; F10X15/14X6; 18X2	2	50	
607-18000-001	METAL; F15X21X16; 25X2.5	2	18	
610-00011-001	Damper K2; FB	2	72	
610-10005-000	Torque Limiter; OTLC6-100A	1	42	
610-10006-006	OWH 10-2.2NLW	1	9	
610-10007-002	OWH 10-2.2NRW	1	9	
611-52000-102	PULLEY; P50-5GT-15	1	13	
611-53220-106	PULLEY; P32-5GT-14	1	34	
611-55020-104	PULLEY; P50-5GT-11	1	15	
611-62410-007	PULLEY; P24-S2M-7.5	1	36	
611-97210-000	PULLEY; P72-S2M-6	2	42	
612-02103-102	GEAR; M1X16X12	1	17	
612-02202-003	GEAR; M1X22X4	1	7	
612-02301-001	GEAR; M1X37X5	1	24	
612-10600-000	GEAR; M0.5X64X6	1	13	
612-11101-104	GEAR; M0.8X18X11	1	5	
612-11103-000	GEAR; M0.8X15X7	1	50	
612-11104-006	GEAR; M0.8X18X6	1	9	
612-11105-002	GEAR; M0.8X16X2	1	26	
612-11200-005	GEAR; M0.8x29x8.5	1	5	
612-11300-000	GEAR: M0.8X34X8.5	1	5	
612-11302-002	GEAR; M0.8X32X5	1	50	
612-11303-009	GEAR; M0.8X34X7	1	28	
612-11304-005	GEAR; M0.8X37+M1X15	1	32	
612-12103-003	GEAR; M1X16X3.2	1	9	
612-12104-000	GEAR; M1X18X6.2	1	26	
612-12208-107	GEAR; M1X28X8	2	11	
612-12314-004	GEAR; M1X30X4	1	11	
612-12315-000	GEAR; M1X31X6	1	32	
612-12316-007	GEAR; M1X36X6	1	26	
612-12317-003	GEAR; OWC M1X32X6.2	1	26	
612-12318-000	GEAR; M1X38X10	1	15	
612-12400-105	GEAR; M1X48X10	1	15	
612-12700-206	GEAR; M1X77X9	1	11	
612-12701-008	GEAR; M1X71X14	1	50	
612-12900-108	GEAR; M1X9.5X12	1	15	
612-13100-008	GEAR; M1.25X14X5	1	48	
612-13200-100	GEAR; M1.25x21x4	1	50	
612-30400-007	GEAR; M0.5X40RX5	1	36	

Part No.	Part Name	Q'ty	Page	Unit Value
612-42301-004	Wheel; M1x30	1	13	
612-52001-009	WORM GEAR; M1X1	1	13	
612-80400-105	GEAR; M0.5X40+M1X16	1	15	
612-80404-003	GEAR; M0.5X48+M0.5X32	1	13	
612-80901-007	GEAR; M0.5X96+M0.5X24	1	13	
612-81303-006	GEAR; M0.8X35+M0.8X15	1	32	
612-81303-006	GEAR; M0.8X35+M0.8X15	1	50	
612-81304-002	GEAR; M0.8X16+0.8X36	1	28	
612-81401-008	GEAR; M0.8X17+M0.8X49	1	50	
612-81601-007	GEAR; M0.8X25+M0.8X60	1	50	
612-81602-003	GEAR; M1X17+M0.8X61	1	50	
612-82201-002	GEAR; M1X14+M1X28	1	11	
612-82401-109	GEAR; M1X28+M1X41	1	11	
612-82402-202	GEAR; M1x30+M1X48	1	11	
612-82403-004	GEAR; M1X48+M1X30	1	15	
613-10200-009	PULLEY GEAR; 0.5X24+64S2M	1	13	
613-11300-007	PULLEY GEAR; 0.8X31+53S2M	1	50	
613-16300-005	PULLEY GEAR; M0.5X63+21S2M	1	42	
613-17400-003	PULLEY; M0.8X74+21S2M	1	42	
620-73708-007	BELT; 370-5GT-8	1	34	
620-76159-004	BELT; 615-5GT-10	1	13	
621-01056-002	BELT; 60-S2M-210	1	42	
621-01156-007	BELT; 60-S2M-230	1	42	
621-01584-009	BELT; 45S2M158	1	36	
621-03084-003	BELT; 40S2M308	1	50	
621-04844-001	BELT; 148-S2M-4	1	13	
628-20900-001	Transfer Belt II; 2X90	4	48	
628-21521-004	Transfer Belt II; 2X152	4	48	
629-93280-009	Flat Belt; 30X0.65X328	2	36	
629-94570-000	Flat Belt; 15X0.65X457	2	36	
634-05020-000	COLLAR; 5.1x2.5	2	13	
634-06030-000	COLLAR; 6x3	2	9	
634-10402-000	COLLAR; 10X34.5	1	5	
635-09305-007	SCREW; 5X8.5; M3X5	1	24	
635-11307-106	Stepped Screw; 3x7	2	22	
635-17473-008	Stepped Screw; 4x7; M3x4	2	22	
635-17523-005	Stepped Screw; 5x2; M3x3	1	15	
635-17523-005	Stepped Screw; 5x2; M3x3	1	17	
635-17523-005	Stepped Screw; 5x2; M3x3	6	26	
635-17533-000	Stepped Screw; 5x3.5; M3x4.5	4	22	
635-17534-007	Stepped Screw; 5x3; M4x14	1	28	
635-17593-208	Stepped Screw; 5x12; M3x5	1	26	
635-17613-004	Stepped Screw; 6x1.8; M3x4	1	44	
635-17614-108	Stepped Screw; 6x1.7; M4x4	1	34	
635-17624-006	Stepped Screw; 6x2.2; M4x2.5	1	17	
635-17624-006	Stepped Screw; 6x2.2; M4x2.5	1	24	
635-17624-103	Stepped Screw; 6x2; M4x5.5	2	13	
635-17624-308	Stepped Screw; 6x2.2; M4x14	4	24	
635-17824-005	Stepped Screw; 8X2.3; M4X4.4	2	5	
635-17824-005	Stepped Screw; 8x2.3; M4x4.4	1	34	
638-90000-012	WASHER; 18X10.4X0.4	1	5	
638-90000-012	WASHER; 18X10.4X0.4	1	11	
639-00605-104	WASHER; 6.2x9.5x0.5	1	20	
639-00610-000	P WASHER; 6x13.5x1	1	18	

Part No.	Part Name	Q'ty	Page	Unit Value
640-60050-005	O RING; P5-1.9	4	22	
640-60180-006	O RING; P18-2.4	1	26	
640-67340-009	O RING; 34-3.6	1	34	
660-01008-103	Rubber Foot; R	2	3	
660-01009-100	Rubber Foot; F	2	3	
660-05000-018	Magnet Catch; SM-50P	1	3	
660-05000-018	Magnet Catch; SM-50P	1	44	
660-05007-004	Magnet Catch; MC0097B	1	3	
665-01205-002	Reuse Band; RSG-100	1	42	
665-01209-008	Binder; SKB-100PWD	2	7	
665-02043-006	Wire Saddle; LWS-1316	1	44	
665-02043-006	Wire Saddle; LWS-1316	13	52	
665-02043-006	Wire Saddle; LWS-1316	4	58	
665-02044-002	Wire Saddle; LWS-0711	1	44	
665-02044-002	Wire Saddle; LWS-0711	2	50	
665-02044-002	Wire Saddle; LWS-0711	6	52	
665-02044-002	Wire Saddle; LWS-0711	6	54	
665-02044-002	Wire Saddle; LWS-0711	2	58	
665-02055-004	Wire Saddle; LWS-2218	4	52	
665-02055-004	Wire Saddle; LWS-2218	4	58	
665-02056-000	Wire Saddle; LWS-0511	1	11	
665-02056-000	Wire Saddle; LWS-0511	1	36	
665-02059-000	Clipper; CP-1008	1	44	
665-02901-002	Power Band T10	2	34	
665-04002-005	Square Bush N; NB4025	1	52	
665-04002-005	Square Bush N; SB4025	3	54	

STRIPPER UNIT(SPECIAL PAPER FEED KIT)



1-1

SPECIAL PAPER FEED KIT

No.	Part No.	Part Name	Q'ty	Remark	No.	Part No.	Part Name	Q'ty	Remark
1	030-14521-002	Fixed Block	1						
2	023-12428-108	Lock Lever; Stripper Unit	1						
3	018-31614-001	Ground Spring; Roller System	1						
4	030-14526-004	Fixed Block; F	1						
5	030-14525-008	Guide Block; Stripper Unit	1						
6	635-17433-103	Step Screw;4x3;M3x6	1						
7	030-14509-100	Adj.Dial Bracket	1						
8	030-04084-003	Seal; Stripper; SP	1						
9	030-14510-000	Cam; Pre Stripper	1						
10	030-14517-102	Stripper Cover	2						
11	030-14506-003	Stripper Housing; Pre	1						
12	030-14505-104	Shaft; Pre Stripper	2						
13	030-14511-007	Scraper Spring	2						
14	030-14507-000	Stripper Base Pre	1						
15	030-14518-001	Stripper Pad Pre	1						
16	030-14524-109	Cover Stripper	1						
17	030-14504-108	Bracket; Stripper Housing	1						
18	030-14515-100	Stripper Housing	1						
19	030-14516-009	Stripper Spring; SP	1						
20	030-14514-006	Stripper Actuator	1						
21	015-34431-003	Stripper Base	1						
22	015-34451-004	Stripper Roller Shaft	1						
23	015-34452-000	Stripper Roller;SR	1						
24	015-34450-008	Clutch Stripper	1						
25	030-14523-102	Holder	1						
26	021-14903-003	Magnet; Holder	5						

MULTI-TRAY PAPER FEEDER

PARTS LIST

(VERSION: 2.0)

Dec,2004

RISO KAGAKU CORPORATION

Fig 1 Multi-Tray Unit (1)

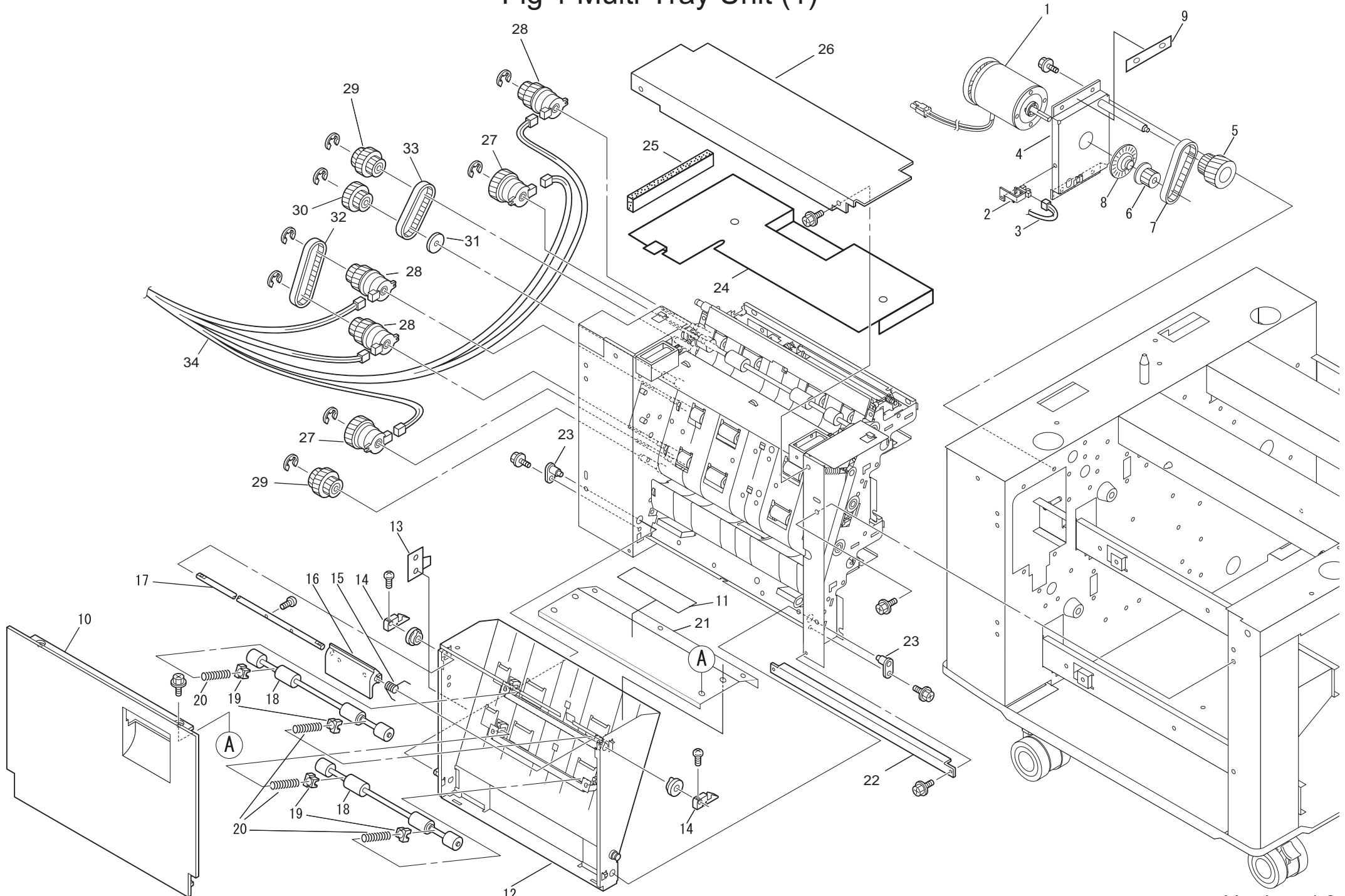


Fig 1 MULTI-TRAY UNIT (1)

No.	Part No.	Part Name	Q'ty	Remark
1	490-20003-102	Motor ; DC-5216-073	1	
2	030-91001-003	Bracket Ass'y; Sensor; Motor	1	
3	030-51176-005	Wire Harness; Sensor (3)	1	
4	030-21436-002	Bracket ; DC Motor	1	
5	030-21443-009	Idler Gear ; Motor	1	
6	030-21440-000	Pulley ; Motor	1	
7	620-00007-000	Belt ; 100S3M168	1	
8	030-21439-001	Encoder ; Motor	1	
9	030-21441-006	Sheet ; Motor Damper 1	1	
10	030-21022-003	Side Cover ; P.-F.-T.	1	
11	030-04076-000	Seal ; Release Tension	1	
12	030-21353-000	Bracket Ass'y ; Guide Lower	1	
13	030-21358-001	Arm ; SW	1	
14	030-21360-006	Latch ; Guide Bracket Ass'y	2	
15	030-21365-008	Spring ; Latch Front	1	
16	030-21361-002	Handle Latch	1	
17	030-21031-002	Shaft ; Latch	1	
18	030-21362-009	Roller ; Tension 1	2	
19	030-21363-005	Plate ; Tension	4	
20	030-21364-109	Spring ; Tension	4	
21	030-21359-008	Cover ; Guide Lower 3	1	
22	030-21409-005	Bottom Stay	1	
23	030-21397-007	Hinge	2	
24	030-21040-001	Cover ; Paper Feed Upper	1	
25	030-21408-009	Cushion ; Paper Feed Cover	1	
26	030-21400-008	Cover ; Transfer Unit Upper	1	
27	490-51011-006	Clutch; HI-MIC5-09	2	
28	490-51012-002	Clutch; HI-MIC5-10	3	
29	030-21410-003	Idler Gear 2	2	
30	030-21411-000	Gear ; DC Motor	1	
31	030-21412-006	Flange	1	
32	620-00006-004	Belt ; 80S3M219	1	
33	620-00005-008	Belt ; 80S3M186	1	

No.	Part No.	Part Name	Q'ty	Remark
34	030-51185-004	Wire Harness A'ssy; MTPF	1	

Fig 2 Multi-Tray Unit (2)

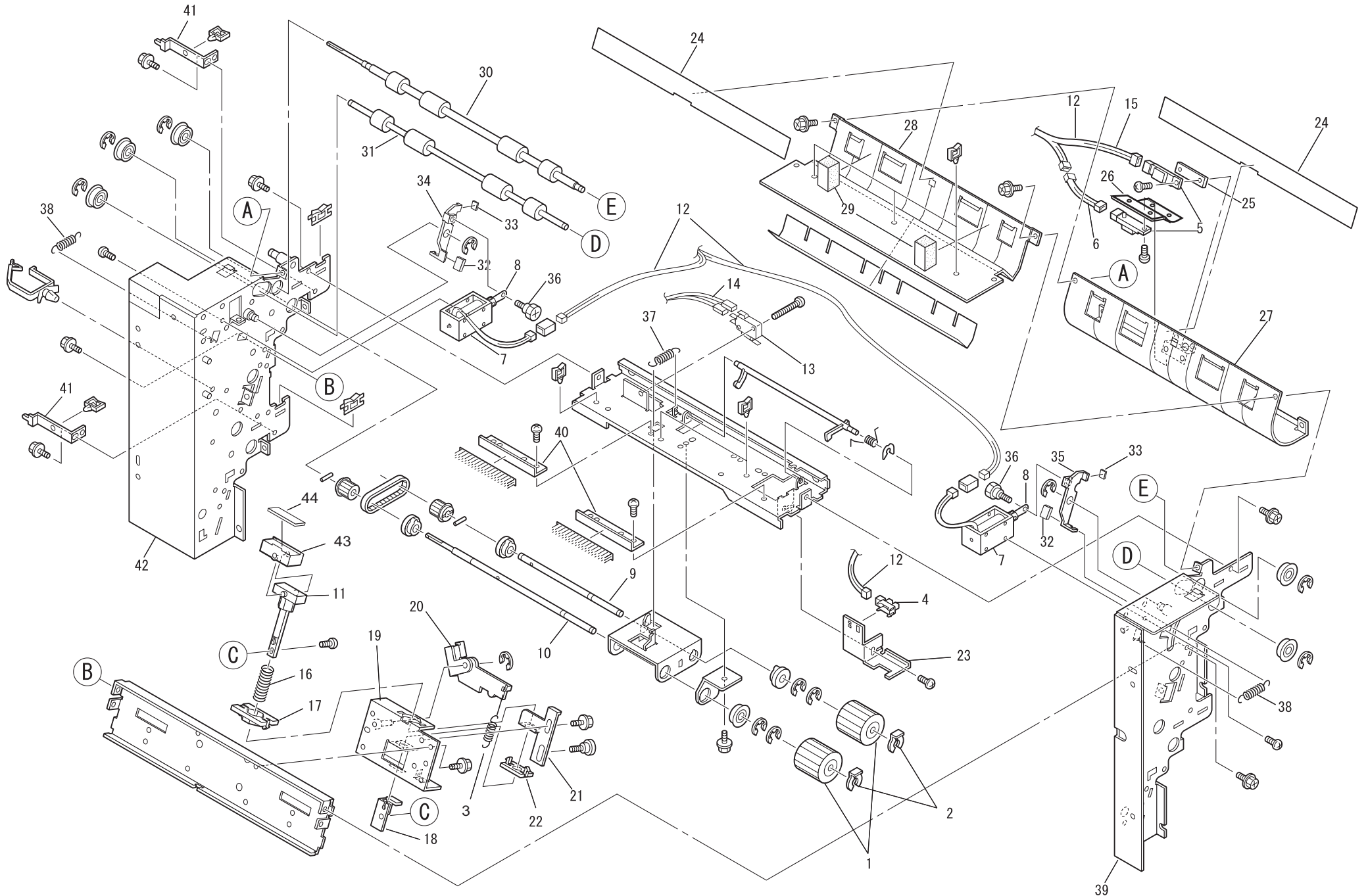


Fig 2 MULTI-TRAY UNIT (2)

No.	Part No.	Part Name	Q'ty	Remark
1	030-21016-003	Roller; Pick-up	2	
2	030-21203-008	Lock Ring ; Roller	2	
3	030-21344-000	Spring ; Release Stripper Pressure	1	
4	444-30006-000	Sensor; EE-SX1235A-P2	1	
5	443-32005-003	Sensor; GP2A25	2	
6	030-51170-007	Junction Harness; Pickup Sensor	1	
7	490-50003-000	Solenoid; SDC-1253 No3454	2	
8	030-21023-000	Link ; Solenoid	2	
9	030-21026-106	Shaft ; Pick-Up Roller	1	
10	030-21045-003	Shaft ; Paper Feed	1	
11	030-21046-000	Shaft ; Separation	1	
12	030-51185-004	Wire Harness A'ssy; MTPF	1	
13	444-16000-007	Switch; V-162-1C25	1	
14	030-51184-008	Wire Harness ; Tray Interlock	1	
15	030-51172-000	Wire Harness; Sensor (1)	1	
16	030-21343-004	Spring ; Separation	1	
17	030-21341-001	Plate ; Separation Upper	1	
18	030-21337-004	Bracket ; P-Release	1	
19	030-21333-009	Bracket ; Separation	1	
20	030-21338-000	Lever ; P-Release	1	
21	030-21336-008	Bracket ; Stripper Pressure	1	
22	030-21342-008	Plate ; Separation Lower	1	
23	030-21346-003	Bracket ; Paper Sensor	1	
24	030-21390-002	Mylar Sheet ; Guide Plate	2	
25	030-21385-009	Plate ; Passage Sensor	1	
26	030-21389-004	Plate ; Passage Sensor 2	1	
27	030-21386-005	Guide Plate Lower 4	1	
28	030-21391-009	Guide Plate Lower 5	1	
29	030-21392-005	Cushion ; Roller Tension	2	
30	030-21413-002	Roller ; Paper Feed	1	
31	030-21414-009	Roller ; Tension 2	1	
32	030-21402-000	Knob ; Arm Tension	2	
33	030-21404-003	Sheet ; Arm Tension	2	

No.	Part No.	Part Name	Q'ty	Remark
34	030-21405-000	Arm ; Tension R	1	
35	030-21401-004	Arm ; Tension F	1	
36	030-21403-007	Stepped Screw 2.7	2	
37	030-21418-004	Spring ; Pick-Up Roller	1	
38	030-21415-005	Spring ; Roller Tension	2	
39	030-21367-000	Side Frame F	1	
40	030-21349-002	Brush ; Roller Cleaner 2	2	
41	030-21393-001	Stopper ; Clutch 1	2	
42	030-21370-001	Side Frame R	1	
43	030-21339-007	Holder ; Separation Pad	1	
44	030-21340-005	Stripper Pad	1	Standard
44	030-14376-002	Stripper Pad ; Foam	1	Option
44	030-21075-000	Stripper Pad ; EDS	1	Option

Fig 3 Multi-Tray Unit (3)

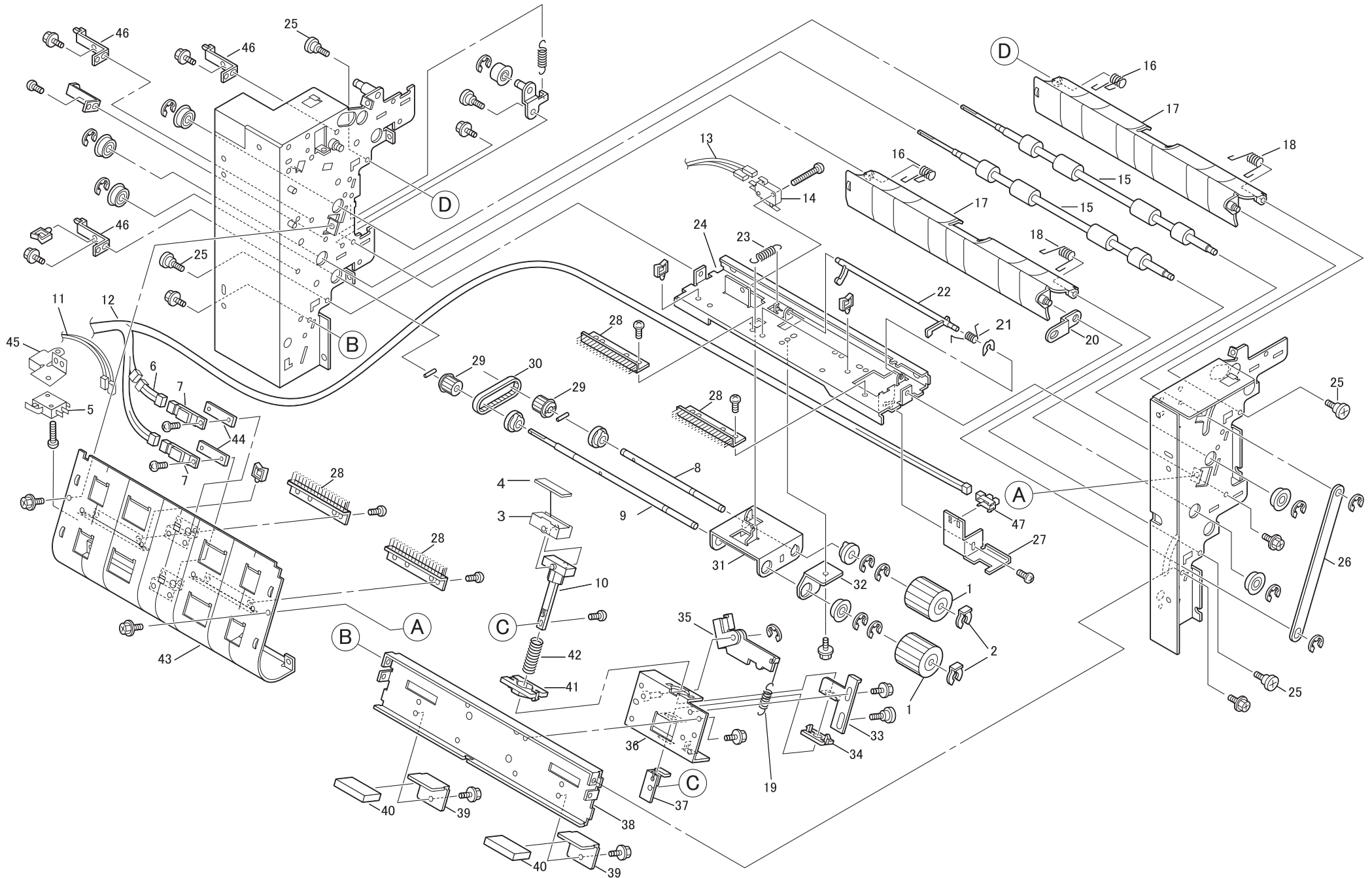


Fig 4 Multi-Tray Unit (4)

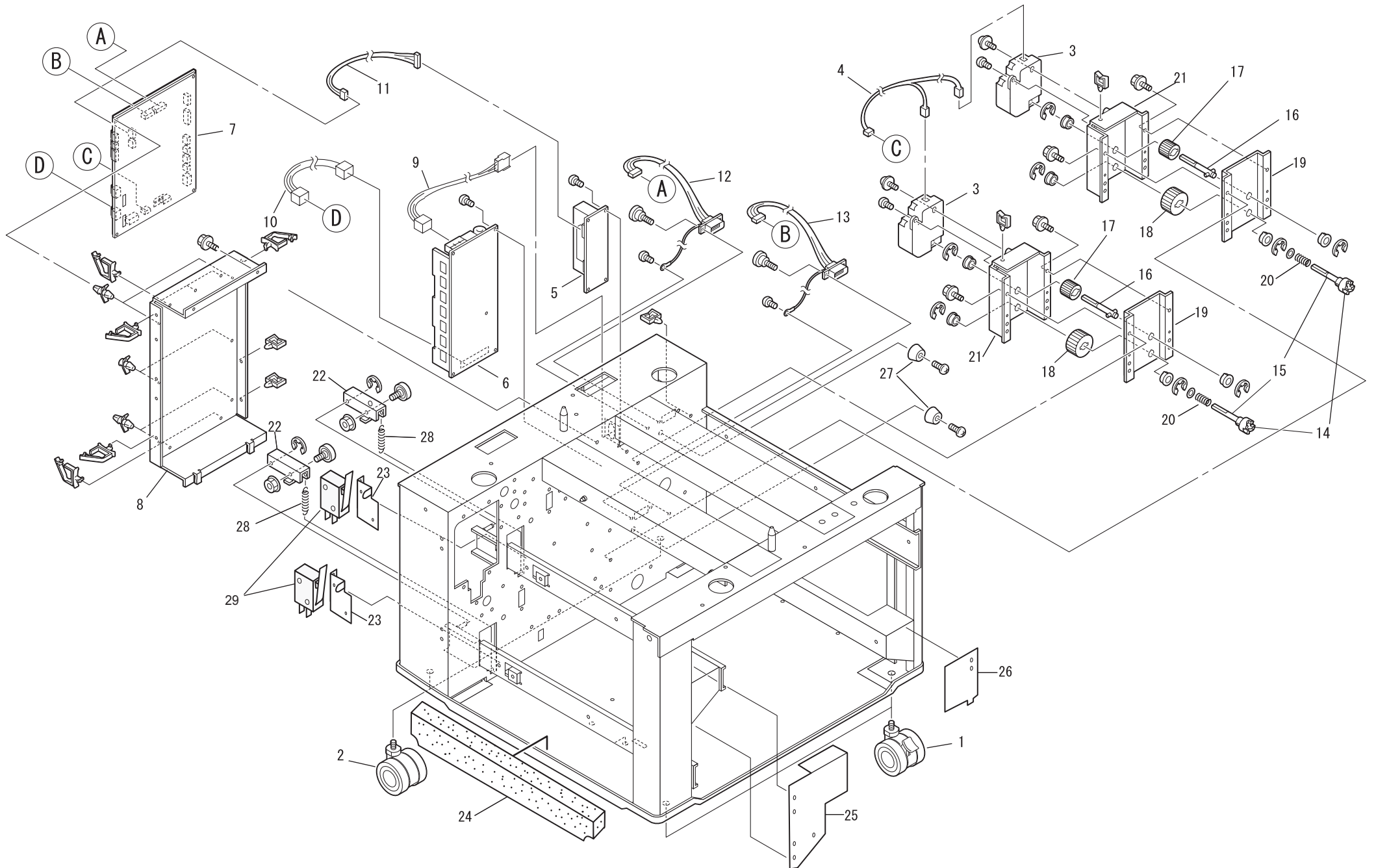


Fig 5 Multi-Tray Unit (5)

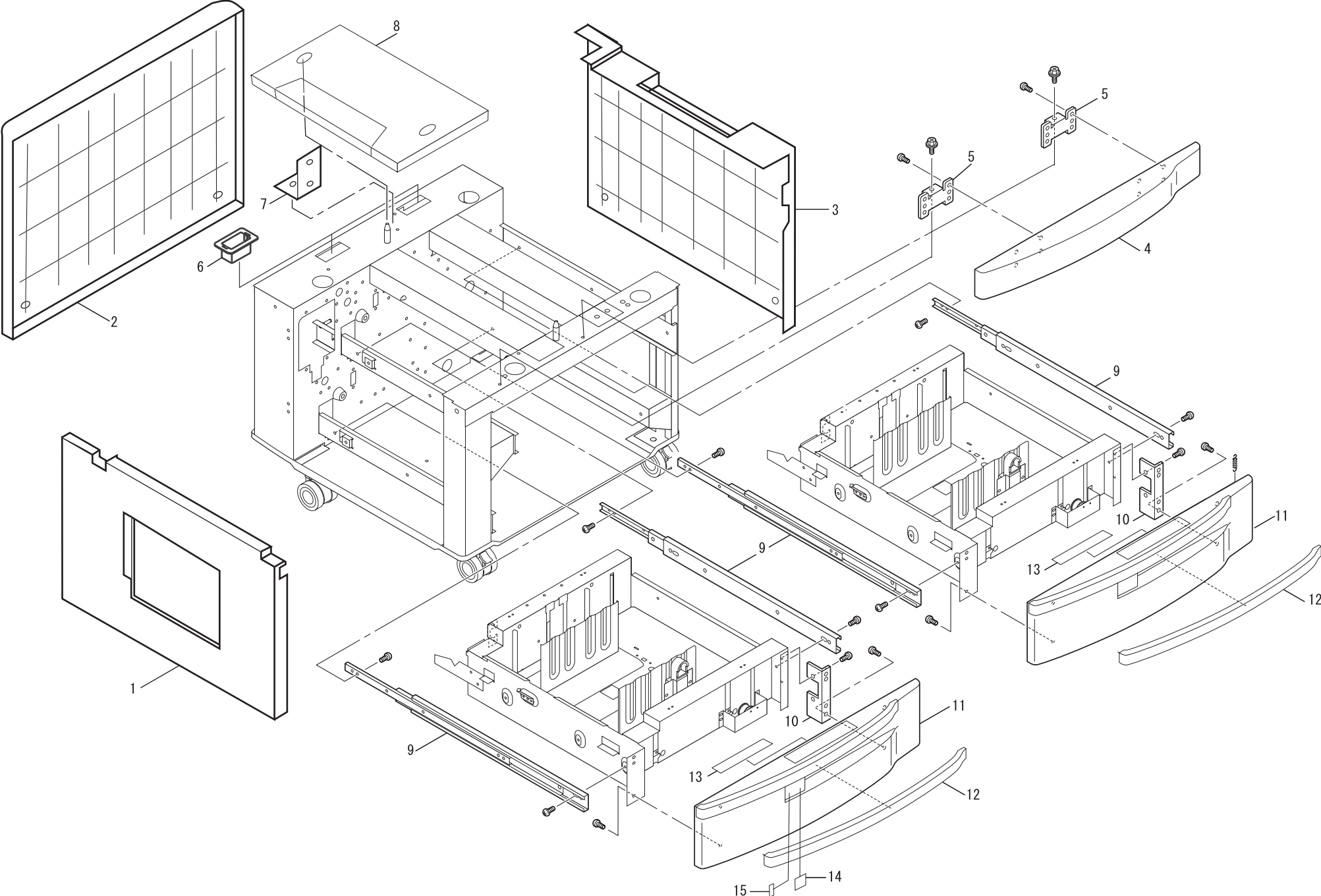


Fig 6 Multi-Tray Unit (6)

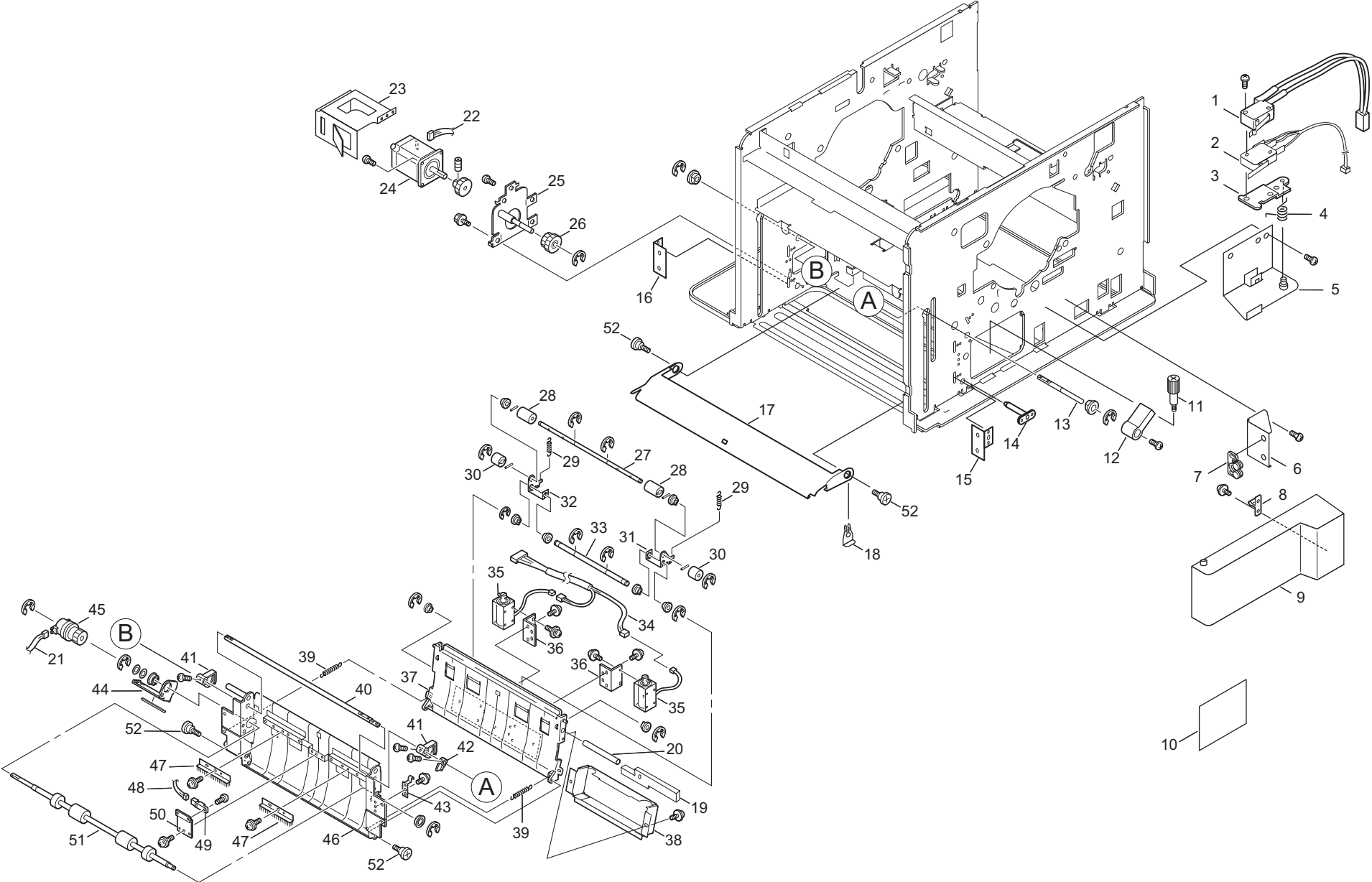


Fig 6 MULTI-TRAY UNIT (6)

No.	Part No.	Part Name	Q'ty	Remark
1	030-51060-007	SAFETY SW ASS'Y	1	
2	030-51164-007	SAFETY SW ASS'Y ; HCF	1	
3	021-17136-003	Bracket ; SW	1	
4	021-17137-107	Spring ; SW	1	
5	030-11453-006	BRACKET ; SAFETY SW	1	
6	030-11452-000	BRACKET ; COVER CATCH B	1	
7	002-17017-203	Cover Catch B ; Front	1	
8	002-17016-002	Cover Catch A ; Front	1	
9	030-11451-003	COVERB;F-JOINT PASS	1	
10	030-04008-005	SEAL;PAPER JAM ;MTPF	1	
11	030-21466-009	Stepped Screw ; Release Lever Lock	1	
12	030-21007-004	Release Lever	1	
13	030-21008-000	Release Lever Shaft	1	
14	030-21004-005	Hinge ; Guide Plate	2	
15	030-21005-001	Bracket ; Guide F	1	
16	030-21011-001	Bracket ; Guide R	1	
17	030-21002-002	Guide Support	1	
18	030-21530-009	Guide Reinforce Clip	1	
19	030-21502-005	Lever ; FL Guide Plate Release	1	
20	030-21025-002	Shaft ; Lever ; FLG-Plate Release	1	
21	030-51182-005	Wire Harness; Clutch (2)	1	
22	030-51171-100	Wire Harness; STP Motor	1	
23	030-21531-005	Cover ; Motor	1	
24	490-31008-009	Motor ; STP-58D5001	1	
25	030-21507-007	Bracket ; Motor	1	
27	030-21074-003	Shaft ; Roller Tension	1	
28	030-21492-000	Roller Tension Upper 2	2	
29	030-21498-300	Spring ; Tension Upper	2	
30	030-21491-003	Roller Tension Upper 1	2	
31	030-21494-002	Tension Arm ; Front Upper	1	
32	030-21495-009	Tension Arm ; Rear Upper	1	
33	030-21493-006	Shaft ; Hinge Tension	1	
34	030-51199-102	Wire Harness; Roller Solenoid	1	

No.	Part No.	Part Name	Q'ty	Remark
35	490-50004-006	Solenoid; SDC-1253 No3485	2	
36	030-21496-005	Bracket ; SOL	2	
37	030-21485-003	Guide Plate 1	1	
38	030-21497-001	Cover ; Solenoid	1	
39	030-21500-002	Spring ; Guide Plate	2	
40	030-21032-009	Shaft ; Hook	1	
41	030-21478-007	Guide Lock	2	
42	030-21479-003	Bracket ; Guide Lock	1	
43	030-21480-001	Plate Spring ; Guide	1	
44	030-21483-000	Bracket ; Clutch	1	
45	490-51013-009	Clutch; HI-MIC5-11	1	
46	030-21470-006	Guide Plate 2	1	
47	030-21349-002	Brush ; Roller Cleaner 2	2	
48	030-51180-002	Wire Harness ; Paper Sensor	1	
49	443-32005-003	Sensor; GP2A25	1	
50	030-21482-004	Bracket ; Sensor	1	
51	030-21477-000	Transfer Roller	1	
52	030-21003-009	Stepped Screw ; 2.2	2	

Fig 7 Multi-Tray Unit (7)

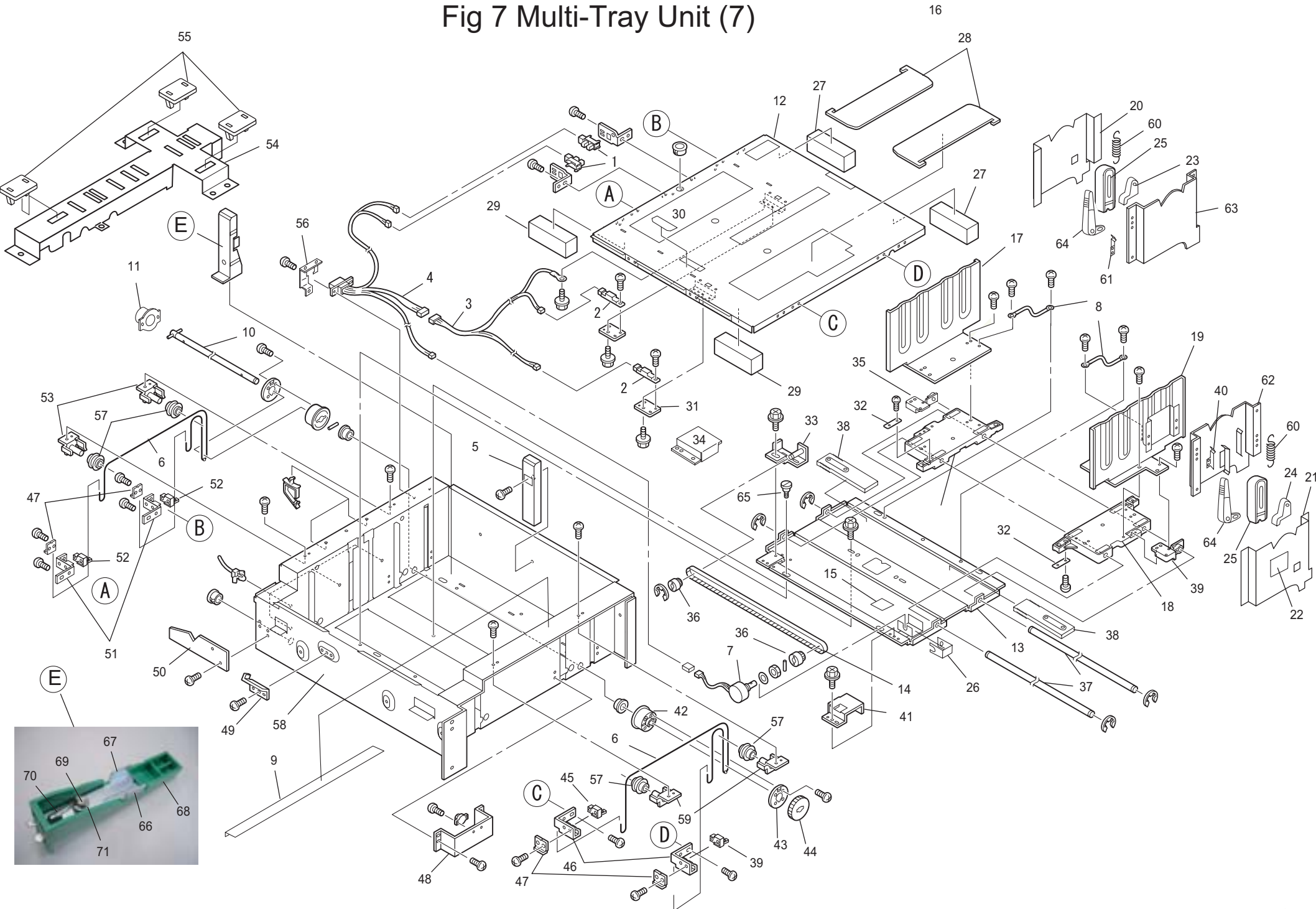


Fig 7 MULTI-TRAY UNIT (7)

No.	Part No.	Part Name	Q'ty	Remark
1	444-30006-000	Sensor; EE-SX1235A-P2	2	
2	443-32005-003	Sensor; GP2A25	2	
3	030-51174-100	Junction Wire Harness; Tray	1	
4	030-51173-103	Wire Harness; Tray	1	
5	030-21063-001	End Fence; Fixed	1	
6	030-21020-000	Wire; Tray	2	
7	030-51093-002	Potentiometer A'ssy 2	1	
8	030-51168-100	Wire Harness; FG	2	
9	030-21014-000	Sheet ; Tray	1	
10	030-21073-007	Shaft ; Drive	1	
11	030-21208-000	Holder ; Drum Wire	1	
12	030-21024-006	Base Plate ; Tray	1	
13	030-21207-003	Bracket ; Potentiometer Slide	1	
14	030-21213-003	Timing Belt	1	
15	030-04029-002	Seal ; Seal Center	1	
16	030-21205-000	Holder ; Guide 1	1	
17	030-21042-004	Guide Ass'y ; Rear	1	
18	030-21206-007	Holder ; Guide 2	1	
19	030-21041-008	Guide Ass'y ; Front	1	
20	030-21060-002	Plate ; Lock 2	1	
21	030-21059-004	Plate ; Lock 1	1	
22	030-04128-000	Seal ; Side Guide Lock	1	
23	030-21055-009	Latch ; Lock 1	1	
24	030-21056-005	Latch ; Lock 2	1	
25	030-21204-004	Lever ; Lock 2	2	
26	030-21211-000	Bracket ; Potentiometer Fixation	1	
27	030-21310-009	Cushion ; Tray 1	2	
28	030-21311-005	Cover ; Base Plate	2	
29	030-21309-000	Cushion ; Tray	2	
30	030-21306-001	L.O. Sheet	1	
31	030-21307-008	Plate ; Sensor	1	
32	030-21289-000	Plate ; Belt Fixation	2	
33	030-21285-004	Bracket ; Slide	1	

No.	Part No.	Part Name	Q'ty	Remark
34	030-21292-000	Cover ; Belt	1	
35	030-21282-005	Slider ; Lock 2	1	
36	030-21288-003	Pulley ; Potentiometer	2	
37	030-21290-008	Shaft ; Slider	2	
38	030-21276-005	Latch ; Guide	2	
39	030-21277-001	Slider ; Lock 1	1	
40	030-21296-006	Plate Spring ; Lock F	1	
41	030-21291-004	Cover ; Potentiometer	1	
42	030-21258-007	Pulley ; Wire F12x5404	1	
43	030-21259-003	Plate ; Pulley Wire F12-5404	1	
44	030-21265-003	Gear ; Damper	1	
45	030-21264-007	Slider ; Wire 1	2	
46	030-21263-000	Bracket ; Wire 1	2	
47	030-21262-004	Bracket ; Wire Fixation	4	
48	030-21312-001	Bracket ; Damper	1	
49	030-21314-004	Bracket ; Separation	1	
50	030-21315-000	Lever ; Tray Lock	1	
51	030-21260-001	Bracket ; Wire 2	2	
52	030-21264-007	Slider ; Wire 2	2	
53	030-21270-007	Holder ; Pulley R	2	
54	030-21301-000	Stay ; Guide	1	
55	030-21302-006	Stopper ; Table	3	
56	030-21303-002	Bracket ; Tray	1	
57	030-21266-000	Idler Pulley	4	
58	030-21249-008	Frame Tray	1	
59	030-21267-006	Holder ; Pulley F	2	
60	030-21295-000	Spring ; Latch	2	
61	030-21299-005	Plate Spring ; Lock R	1	
62	030-21051-100	Bracket ; Side Guide F 2	1	
63	030-21052-000	Bracket ; Side Guide R 2	1	
64	030-21297-002	Lever ; Lock 1	2	
65	030-21300-003	Stepped Screw ; 2.2	5	
66	030-21316-007	Lever ; Ratchet	1	

Fig 7 MULTI-TRAY UNIT (7)

No.	Part No.	Part Name	Q'ty	Remark
67	030-21317-003	Lever ; Ratchet 1	1	
68	030-21061-009	Guide ; Support	1	
69	030-21319-006	Pin ; Support	1	
70	030-21318-000	Spring ; Lock	1	
71	X-1604	E-RING 5	1	

No.	Part No.	Part Name	Q'ty	Remark

INDEX

No.	Part No.	Part Name	Q'ty	Remark	
1	002-17016-002	Cover Catch A ; Front	1	Fig 6	8
2	002-17017-203	Cover Catch B ; Front	1	Fig 6	7
3	021-17136-003	Bracket ; SW	1	Fig 6	3
4	021-17137-107	Spring ; SW	1	Fig 6	4
5	030-04008-005	SEAL;PAPER JAM ;MTPF	1	Fig 6	10
6	030-04024-000	Label ; Tray	2	Fig 5	13
7	030-04027-000	Label ; Tray Size	2	Fig 5	14
8	030-04028-006	Seal ; Tray No.	2	Fig 5	15
9	030-04029-002	Seal ; Seal Center	1	Fig 7	15
10	030-04076-000	Seal ; Release Tension	1	Fig 1	11
11	030-04128-000	Seal ; Side Guide Lock	1	Fig 7	22
12	030-11451-003	COVERB;F-JOINT PASS	1	Fig 6	9
13	030-11452-000	BRACKET ;COVER CATCH B	1	Fig 6	6
14	030-11453-006	BRACKET ;SAFETY SW	1	Fig 6	5
15	030-14376-002	Stripper Pad ; Foam	1	Fig 2	44
16	030-14376-002	Stripper Pad ; Foam	1	Fig 3	4
17	030-21002-002	Guide Support	1	Fig 6	17
18	030-21003-009	Stepped Screw ; 2.2	2	Fig 6	52
19	030-21004-005	Hinge ; Guide Plate	2	Fig 6	14
20	030-21005-001	Bracket ; Guide F	1	Fig 6	15
21	030-21007-004	Release Lever	1	Fig 6	12
22	030-21008-000	Release Lever Shaft	1	Fig 6	13
23	030-21011-001	Bracket ; Guide R	1	Fig 6	16
24	030-21012-008	Mask Panel; Blue	2	Fig 5	12
25	030-21014-000	Sheet ; Tray	1	Fig 7	9
26	030-21016-003	Roller; Pick-up	2	Fig 2	1
27	030-21016-003	Roller; Pick-up	2	Fig 3	1
28	030-21017-000	Joint ; Elevator	2	Fig 4	14
29	030-21020-000	Wire; Tray	2	Fig 7	6
30	030-21021-007	Upper Cover; MTPF	1	Fig 5	4
31	030-21022-003	Side Cover ; P.-F.-T.	1	Fig 1	10
32	030-21023-000	Link ; Solenoid	2	Fig 2	8
33	030-21024-006	Base Plate ; Tray	1	Fig 7	12
34	030-21025-002	Shaft ; Lever ; FLG-Plate Release	1	Fig 6	20
35	030-21026-106	Shaft ; Pick-Up Roller	1	Fig 2	9
36	030-21026-106	Shaft ; Pick-Up Roller	1	Fig 3	8
37	030-21027-005	Shaft ; Elevator 1	2	Fig 4	16
38	030-21028-001	Shaft ; Elevator 2	2	Fig 4	15
39	030-21031-002	Shaft ; Latch	1	Fig 1	17
40	030-21032-009	Shaft ; Hook	1	Fig 6	40
41	030-21035-008	Castor 50	2	Fig 4	2
42	030-21036-004	Castor 50 (Lock)	2	Fig 4	1
43	030-21037-000	Caster 60	2	Fig 4	2
44	030-21038-007	Caster 60(Lock)	2	Fig 4	1
45	030-21039-003	Cushion ; Upper	1	Fig 5	8
46	030-21040-001	Cover ; Paper Feed Upper	1	Fig 1	24
47	030-21041-008	Guide Ass'y ; Front	1	Fig 7	19
48	030-21042-004	Guide Ass'y ; Rear	1	Fig 7	17
49	030-21044-104	Bracket; PCB	1	Fig 4	8
50	030-21045-003	Shaft ; Paper Feed	1	Fig 2	10
51	030-21045-003	Shaft ; Paper Feed	1	Fig 3	9
52	030-21046-000	Shaft ; Separation	1	Fig 2	11
53	030-21046-000	Shaft; Separation	1	Fig 3	10

INDEX

No.	Part No.	Part Name	Q'ty	Remark
54	030-21051-003	Bracket ; Side Guide F 2	1	Fig 7 62
55	030-21052-000	Bracket ; Side Guide R 2	1	Fig 7 63
56	030-21055-009	Latch ; Lock 1	1	Fig 7 23
57	030-21056-005	Latch ; Lock 2	1	Fig 7 24
58	030-21059-004	Plate ; Lock 1	1	Fig 7 21
59	030-21060-002	Plate ; Lock 2	1	Fig 7 20
60	030-21061-009	Guide ; Support	1	Fig 7 68
61	030-21063-001	End Fence; Fixed	1	Fig 7 5
62	030-21069-000	Rear Cover; MTPF	1	Fig 5 2
63	030-21070-008	Left Cover; MTPF	1	Fig 5 1
64	030-21071-004	Right Cover; MTPF	1	Fig 5 3
65	030-21073-007	Shaft ; Drive	1	Fig 7 10
66	030-21074-003	Shaft ; Roller Tension	1	Fig 6 27
67	030-21075-000	Stripper Pad ; EDS	1	Fig 2 44
68	030-21075-000	Stripper Pad ; EDS	1	Fig 3 4
69	030-21094-004	Caster 75(Lock)	2	Fig 4 1
70	030-21095-000	Caster 75	2	Fig 4 2
71	030-21203-008	Lock Ring ; Roller	2	Fig 2 2
72	030-21203-008	Lock Ring ; Roller	2	Fig 3 2
73	030-21204-004	Lever ; Lock 2	2	Fig 7 25
74	030-21205-000	Holder ; Guide 1	1	Fig 7 16
75	030-21206-007	Holder ; Guide 2	1	Fig 7 18
76	030-21207-003	Bracket ; Potentiometer Slide	1	Fig 7 13
77	030-21208-000	Holder ; Drum Wire	1	Fig 7 11
78	030-21209-006	Gear ; Elevator 1	2	Fig 4 17
79	030-21210-004	Gear ; Elevator 2	2	Fig 4 18
80	030-21211-000	Bracket ; Potentiometer Fixation	1	Fig 7 26
81	030-21213-003	Timing Belt	1	Fig 7 14
82	030-21236-003	Rail ; C3271-50	4	Fig 5 9
83	030-21238-006	Bracket ; Tray Lock	2	Fig 4 22
84	030-21240-000	Spring ; Tray Lock	2	Fig 4 28
85	030-21241-007	Cover ; Frame 1	1	Fig 4 25
86	030-21242-003	Cover ; Frame 2	1	Fig 4 26
87	030-21243-000	Bracket ; Elevator Motor	2	Fig 4 21
88	030-21247-005	Cover ; Elevator Motor	2	Fig 4 19
89	030-21248-001	Spring ; Gear	2	Fig 4 20
90	030-21249-008	Frame Tray	1	Fig 7 58
91	030-21258-007	Pulley ; Wire F12x5404	1	Fig 7 42
92	030-21259-003	Plate ; Pulley Wire F12-5404	1	Fig 7 43
93	030-21260-001	Bracket ; Wire 2	2	Fig 7 51
94	030-21262-004	Bracket ; Wire Fixation	4	Fig 7 47
95	030-21263-000	Bracket ; Wire 1	2	Fig 7 46
96	030-21264-007	Slider ; Wire 1	2	Fig 7 45
97	030-21264-007	Slider ; Wire 2	2	Fig 7 52
98	030-21265-003	Gear ; Damper	1	Fig 7 44
99	030-21266-000	Idler Pulley	4	Fig 7 57
100	030-21267-006	Holder ; Pulley F	2	Fig 7 59
101	030-21270-007	Holder ; Pulley R	2	Fig 7 53
102	030-21276-005	Latch ; Guide	2	Fig 7 38
103	030-21277-001	Slider ; Lock 1	1	Fig 7 39
104	030-21282-005	Slider ; Lock 2	1	Fig 7 35
105	030-21285-004	Bracket ; Slide	1	Fig 7 33
106	030-21288-003	Pulley ; Potentiometer	2	Fig 7 36

INDEX

No.	Part No.	Part Name	Q'ty	Remark
107	030-21289-000	Plate ; Belt Fixation	2	Fig 7 32
108	030-21290-008	Shaft ; Slider	2	Fig 7 37
109	030-21291-004	Cover ; Potentiometer	1	Fig 7 41
110	030-21292-000	Cover ; Belt	1	Fig 7 34
111	030-21295-000	Spring ; Latch	2	Fig 7 60
112	030-21296-006	Plate Spring ; Lock F	1	Fig 7 40
113	030-21297-002	Lever ; Lock 1	2	Fig 7 64
114	030-21299-005	Plate Spring ; Lock R	1	Fig 7 61
115	030-21300-003	Stepped Screw ; 2.2	5	Fig 7 65
116	030-21301-000	Stay ; Guide	1	Fig 7 54
117	030-21302-006	Stopper ; Table	3	Fig 7 55
118	030-21303-002	Bracket ; Tray	1	Fig 7 56
119	030-21306-001	L.O. Sheet	1	Fig 7 30
120	030-21307-008	Plate ; Sensor	1	Fig 7 31
121	030-21309-000	Cushion ; Tray	2	Fig 7 29
122	030-21310-009	Cushion ; Tray 1	2	Fig 7 27
123	030-21311-005	Cover ; Base Plate	2	Fig 7 28
124	030-21312-001	Bracket ; Damper	1	Fig 7 48
125	030-21314-004	Bracket ; Separation	1	Fig 7 49
126	030-21315-000	Lever ; Tray Lock	1	Fig 7 50
127	030-21316-007	Lever ; Ratchet	1	Fig 7 66
128	030-21317-003	Lever ; Ratchet 1	1	Fig 7 67
129	030-21318-000	Spring ; Lock	1	Fig 7 70
130	030-21319-006	Pin ; Support	1	Fig 7 69
131	030-21327-009	Cushion ; Bottom Stay	1	Fig 4 24
132	030-21328-005	Bracket ; Pick-up Roller	1	Fig 3 31
133	030-21329-001	Bracket ; Paper Feed Shaft	1	Fig 3 32
134	030-21330-000	Pulley ; Paper Feed	2	Fig 3 29
135	030-21333-009	Bracket ; Separation	1	Fig 2 19
136	030-21333-009	Bracket ; Separation	1	Fig 3 36
137	030-21336-008	Bracket ; Stripper Pressure	1	Fig 2 21
138	030-21336-008	Bracket ; Stripper Pressure	1	Fig 3 33
139	030-21337-004	Bracket ; P-Release	1	Fig 2 18
140	030-21337-004	Bracket ; P-Release	1	Fig 3 37
141	030-21338-000	Lever ; P-Release	1	Fig 2 20
142	030-21338-000	Lever ; P-Release	1	Fig 3 35
143	030-21339-007	Holder ; Separation Pad	1	Fig 2 43
144	030-21339-007	Holder ; Separation Pad	1	Fig 3 3
145	030-21340-005	Stripper Pad	1	Fig 2 44
146	030-21340-005	Stripper Pad	1	Fig 3 4
147	030-21341-001	Plate ; Separation Upper	1	Fig 2 17
148	030-21341-001	Plate ; Separation Upper	1	Fig 3 41
149	030-21342-008	Plate ; Separation Lower	1	Fig 2 22
150	030-21342-008	Plate ; Separation Lower	1	Fig 3 34
151	030-21343-004	Spring ; Separation	1	Fig 2 16
152	030-21343-004	Spring ; Separation	1	Fig 3 42
153	030-21344-000	Spring ; Release Stripper Pressure	1	Fig 2 3
154	030-21344-000	Spring ; Release Stripper Pressure	1	Fig 3 19
155	030-21345-007	Stay ; Paper Feed	1	Fig 3 24
156	030-21346-003	Bracket ; Paper Sensor	1	Fig 2 23
157	030-21346-003	Bracket ; Paper Sensor	1	Fig 3 27
158	030-21347-000	Shaft ; Paper Sensor	1	Fig 3 22
159	030-21348-006	Spring ; Paper Sensor	1	Fig 3 21

INDEX

No.	Part No.	Part Name	Q'ty	Remark
160	030-21349-002	Brush ; Roller Cleaner 2	2	Fig 2 40
161	030-21349-002	Brush ; Roller Cleaner	4	Fig 3 28
162	030-21349-002	Brush ; Roller Cleaner 2	2	Fig 6 47
163	030-21350-000	Stay ; Separator	1	Fig 3 38
164	030-21351-007	Stopper ; Upper Unit F12-5404	2	Fig 3 39
165	030-21352-003	Cushion ; Rubber F12-5404	2	Fig 3 40
166	030-21353-000	Bracket Ass'y ; Guide Lower	1	Fig 1 12
167	030-21358-001	Arm ; SW	1	Fig 1 13
168	030-21359-008	Cover ; Guide Lower 3	1	Fig 1 21
169	030-21360-006	Latch ; Guide Bracket Ass'y	2	Fig 1 14
170	030-21361-002	Handle Latch	1	Fig 1 16
171	030-21362-009	Roller ; Tension 1	2	Fig 1 18
172	030-21363-005	Plate ; Tension	4	Fig 1 19
173	030-21364-109	Spring ; Tension	4	Fig 1 20
174	030-21365-008	Spring ; Latch Front	1	Fig 1 15
175	030-21367-000	Side Frame F	1	Fig 2 39
176	030-21370-001	Side Frame R	1	Fig 2 42
177	030-21376-000	Guide Plate Lower 1	2	Fig 3 17
178	030-21381-003	Guide Plate Lower 2	1	Fig 3 43
179	030-21385-009	Plate ; Passage Sensor	1	Fig 2 25
180	030-21385-009	Plate ; Passage Sensor	4	Fig 3 44
181	030-21386-005	Guide Plate Lower 4	1	Fig 2 27
182	030-21389-004	Plate ; Passage Sensor 2	1	Fig 2 26
183	030-21390-002	Mylar Sheet ; Guide Plate	2	Fig 2 24
184	030-21391-009	Guide Plate Lower 5	1	Fig 2 28
185	030-21392-005	Cushion ; Roller Tension	2	Fig 2 29
186	030-21393-001	Stopper ; Clutch 1	2	Fig 2 41
187	030-21394-008	Stopper ; Clutch 2	3	Fig 3 46
188	030-21395-004	Link ; JAM release 1	1	Fig 3 26
189	030-21396-000	Link ; JAM release 2	1	Fig 3 20
190	030-21397-007	Hinge	2	Fig 1 23
191	030-21400-008	Cover ; Transfer Unit Upper	1	Fig 1 26
192	030-21401-004	Arm ; Tension F	1	Fig 2 35
193	030-21402-000	Knob ; Arm Tension	2	Fig 2 32
194	030-21403-007	Stepped Screw 2.7	2	Fig 2 36
195	030-21404-003	Sheet ; Arm Tension	2	Fig 2 33
196	030-21405-000	Arm ; Tension R	1	Fig 2 34
197	030-21407-002	Bracket ; Switch	1	Fig 3 45
198	030-21408-009	Cushion ; Paper Feed Cover	1	Fig 1 25
199	030-21409-005	Bottom Stay	1	Fig 1 22
200	030-21410-003	Idler Gear 2	2	Fig 1 29
201	030-21411-000	Gear ; DC Motor	1	Fig 1 30
202	030-21412-006	Flange	1	Fig 1 31
203	030-21413-002	Roller ; Paper Feed	1	Fig 2 30
204	030-21413-002	Roller ; Paper Feed	2	Fig 3 15
205	030-21414-009	Roller ; Tension 2	1	Fig 2 31
206	030-21415-005	Spring ; Roller Tension	2	Fig 2 38
207	030-21416-001	Spring Guide Front	2	Fig 3 18
208	030-21417-008	Spring ; Guide Rear	2	Fig 3 16
209	030-21418-004	Spring ; Pick-Up Roller	1	Fig 2 37
210	030-21418-004	Spring ; Pick-Up Roller	1	Fig 3 23
211	030-21419-000	Stepped Screw ; Guide Plate 4611	4	Fig 3 25
212	030-21430-004	Bracket ; Interlock	2	Fig 4 23

INDEX

No.	Part No.	Part Name	Q'ty	Remark	
213	030-21431-000	Bracket ; Upper Cover	2	Fig 5	5
214	030-21432-007	Front Cover MTPF	1	Fig 5	11
215	030-21433-003	Bracket ; Front Cover	2	Fig 5	10
216	030-21436-002	Bracket ; DC Motor	1	Fig 1	4
217	030-21439-001	Encoder ; Motor	1	Fig 1	8
218	030-21440-000	Pulley ; Motor	1	Fig 1	6
219	030-21441-006	Sheet ; Motor Damper 1	1	Fig 1	9
220	030-21443-009	Idler Gear ; Motor	1	Fig 1	5
221	030-21464-006	Guide ; Wire Harness	1	Fig 5	6
222	030-21465-002	Joint Bracket	1	Fig 5	7
223	030-21466-009	Stepped Screw ; Release Lever Lock	1	Fig 6	11
224	030-21470-006	Guide Plate 2	1	Fig 6	46
225	030-21477-000	Transfer Roller	1	Fig 6	51
226	030-21478-007	Guide Lock	2	Fig 6	41
227	030-21479-003	Bracket ; Guide Lock	1	Fig 6	42
228	030-21480-001	Plate Spring ; Guide	1	Fig 6	43
229	030-21482-004	Bracket ; Sensor	1	Fig 6	50
230	030-21483-000	Bracket ; Clutch	1	Fig 6	44
231	030-21485-003	Guide Plate 1	1	Fig 6	37
232	030-21491-003	Roller Tension Upper 1	2	Fig 6	30
233	030-21492-000	Roller Tension Upper 2	2	Fig 6	28
234	030-21493-006	Shaft ; Hinge Tension	1	Fig 6	33
235	030-21494-002	Tension Arm ; Front Upper	1	Fig 6	31
236	030-21495-009	Tension Arm ; Rear Upper	1	Fig 6	32
237	030-21496-005	Bracket ; SOL	2	Fig 6	36
238	030-21497-001	Cover ; Solenoid	1	Fig 6	38
239	030-21498-300	Spring ; Tension Upper	2	Fig 6	29
240	030-21500-002	Spring ; Guide Plate	2	Fig 6	39
241	030-21502-005	Lever ; FL Guide Plate Release	1	Fig 6	19
242	030-21507-007	Bracket ; Motor	1	Fig 6	25
243	030-21530-009	Guide Reinforce Clip	1	Fig 6	18
244	030-21531-005	Cover ; Motor	1	Fig 6	23
245	030-50534-404	HCF-MAIN-PCB	1	Fig 4	7
246	030-50535-001	HCF-DRIVE-PCB	1	Fig 4	5
247	030-51060-007	SAFETY SW ASS'Y	1	Fig 6	1
248	030-51093-002	Potentiometer A'ssy 2	1	Fig 7	7
249	030-51164-007	SAFETY SW ASS'Y ; HCF	1	Fig 6	2
250	030-51166-000	Wire Harness; AC	1	Fig 4	9
251	030-51167-006	Wire Harness; DC	1	Fig 4	10
252	030-51168-100	Wire Harness; FG	2	Fig 7	8
253	030-51169-009	Junction Harness; S2 Sensor	1	Fig 3	6
254	030-51170-007	Junction Harness; Pick-up Sensor	1	Fig 2	6
255	030-51171-100	Wire Harness; STP Motor	1	Fig 6	22
256	030-51172-000	Wire Harness; Sensor (1)	1	Fig 2	15
257	030-51173-103	Wire Harness; Tray	1	Fig 7	4
258	030-51174-100	Junction Wire Harness; Tray	1	Fig 7	3
259	030-51175-009	Wire Harness; Elevator Motor	1	Fig 4	4
260	030-51176-005	Wire Harness; Sensor (3)	1	Fig 1	3
261	030-51177-001	Wire Harness; Upper Tray	1	Fig 4	12
262	030-51178-008	Wire Harness; Lower Tray	1	Fig 4	13
263	030-51179-209	Wire Harness; Drive	1	Fig 4	11
264	030-51180-002	Wire Harness ; Paper Sensor	1	Fig 6	48
265	030-51182-005	Wire Harness; Clutch (2)	1	Fig 6	21

INDEX

No.	Part No.	Part Name	Q'ty	Remark
266	030-51184-008	Wire Harness ; Tray Interlock	1	Fig 2 14
267	030-51184-008	Wire Harness ; Tray Interlock	1	Fig 3 13
268	030-51185-004	Wire Harness A'ssy; MTPF	1	Fig 1 34
269	030-51185-004	Wire Harness A'ssy; MTPF	1	Fig 2 12
270	030-51185-004	Wire Harness A'ssy; MTPF	1	Fig 3 12
271	030-51190-008	Wire Harness ; Interlock Door	1	Fig 3 11
272	030-51199-102	Wire Harness; Roller Solenoid	1	Fig 6 34
273	030-91001-003	Bracket Ass'y; Sensor; Motor	1	Fig 1 2
274	443-32005-003	Sensor; GP2A25	2	Fig 2 5
275	443-32005-003	Sensor; GP2A25	2	Fig 3 7
276	443-32005-003	Sensor; GP2A25	1	Fig 6 49
277	443-32005-003	Sensor; GP2A25	2	Fig 7 2
278	444-16000-007	Switch; V-162-1C25	1	Fig 2 13
279	444-16000-007	Switch; V-162-1C25	1	Fig 3 14
280	444-16000-007	Switch; V-162-1C25	2	Fig 4 29
281	444-16001-003	Switch; AM51612C731	1	Fig 3 5
282	444-30006-000	Sensor; EE-SX1235A-P2	1	Fig 2 4
283	444-30006-000	Sensor; EE-SX1235A-P2	1	Fig 3 47
284	444-30006-000	Sensor; EE-SX1235A-P2	2	Fig 7 1
285	490-20003-102	Motor ; DC-5216-073	1	Fig 1 1
286	490-22009-000	Elevator Motor A'ssy	2	Fig 4 3
287	490-31008-009	Motor ; STP-58D5001	1	Fig 6 24
288	490-50003-000	Solenoid; SDC-1253 No3454	2	Fig 2 7
289	490-50004-006	Solenoid; SDC-1253 No3485	2	Fig 6 35
290	490-51011-006	Clutch; HI-MIC5-09	2	Fig 1 27
291	490-51012-002	Clutch; HI-MIC5-10	3	Fig 1 28
292	490-51013-009	Clutch; HI-MIC5-11	1	Fig 6 45
293	495-35001-005	Power Supply Unit; MTPF	1	Fig 4 6
294	620-00004-001	Belt ; 60S3M150	1	Fig 3 30
295	620-00005-008	Belt ; 80S3M186	1	Fig 1 33
296	620-00006-004	Belt ; 80S3M219	1	Fig 1 32
297	620-00007-000	Belt ; 100S3M168	1	Fig 1 7
298	660-01012-003	Robber Foot ; TK-26	2	Fig 4 27
299	X-1604	E-RING 5	1	Fig 7 71

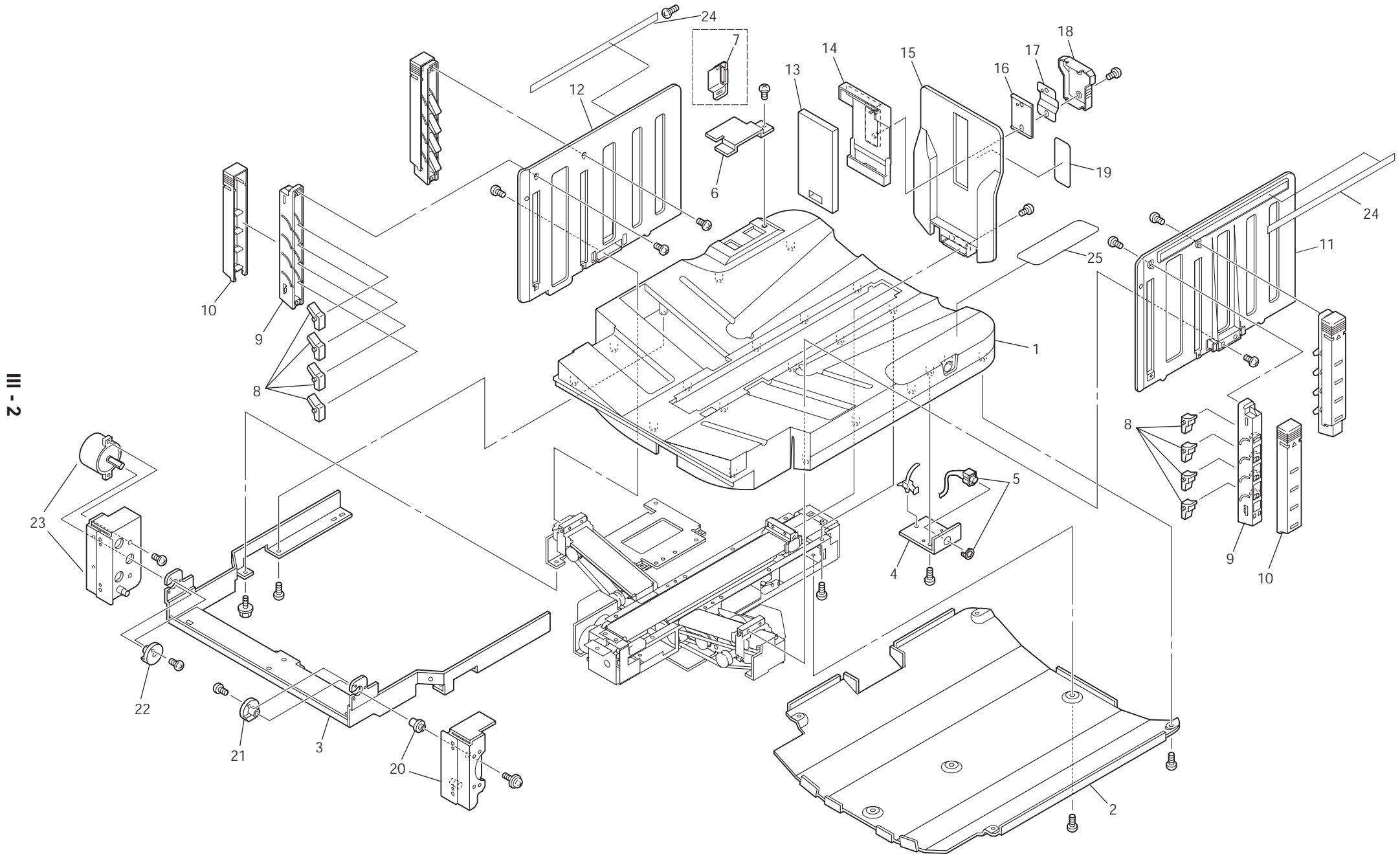
AUTO CONTROL STACKING TRAY

PARTS LIST

(Version: Sep, 2001)

RISO KAGAKU CORPORATION

Fig.1 AUTO-CONTROL-STACKING-TRAY (1)



III - 2

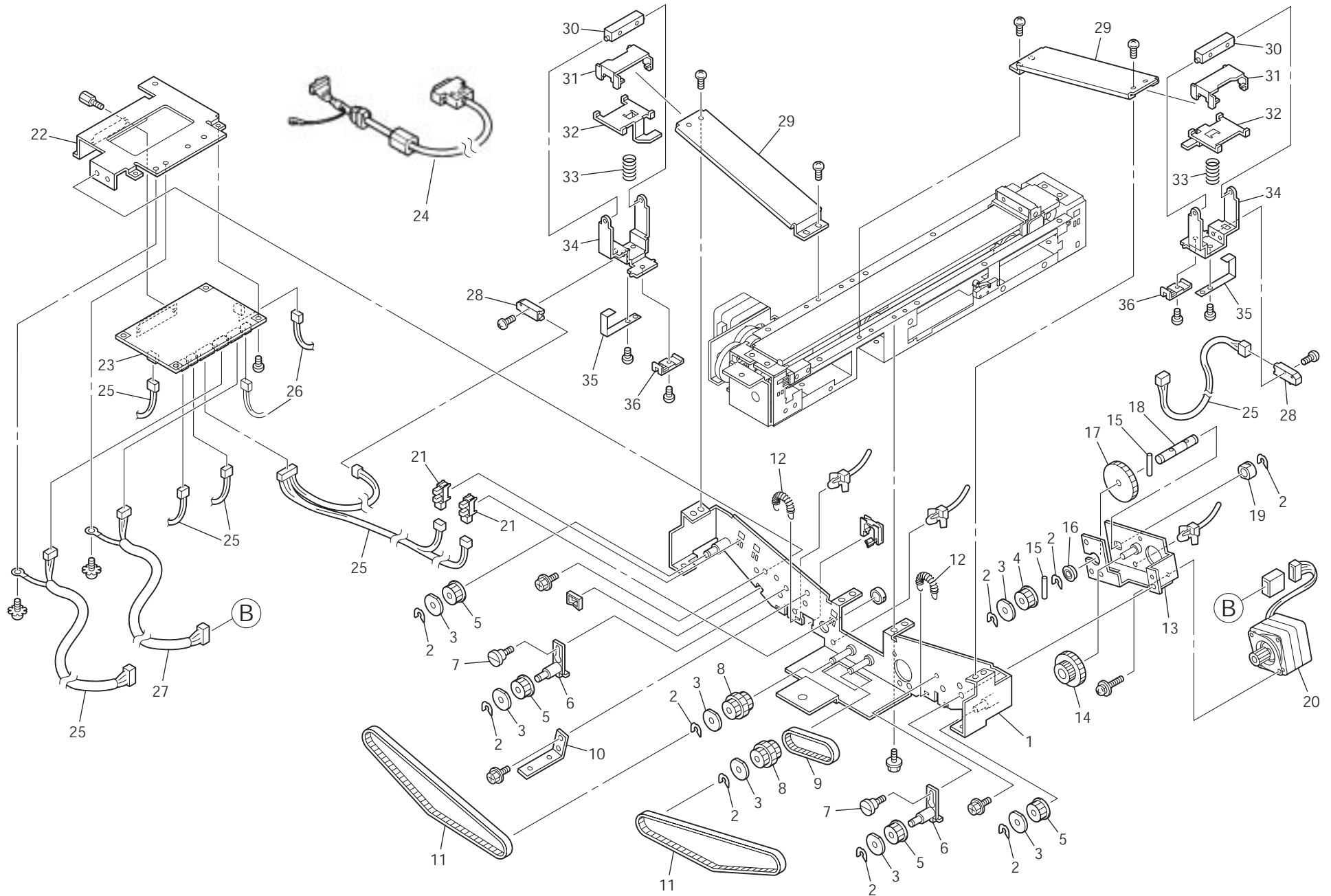
Fig 1 AUTO CONTROL STACKING TRAY (1)

III - 3

No.	Part No.	Part Name	Q'ty	Remark
1	030-22056-106	Cover; AS Upper	1	
2	030-22060-006	Cover; AS Lower	1	
3	030-22038-000	Frame; Cover	1	
4	030-22061-002	Bracket; SW	1	
5	030-51188-003	AF Harness; A'ssy Sensor 2	1	
6	030-22047-107	Plate; Catch	1	
7	030-22055-002	Magnet Catch	1	
8	019-13115-500	Flap; P.-Rcv.-T.	16	
9	030-15317-107	Flap Holder	4	
10	030-15316-003	Cover; Flap Holder	4	
11	030-15311-400	Paper Guide F; P.-Rcv.-T.	1	
12	030-15312-407	Paper Guide R; P.-Rcv.-T.	1	
13	018-33151-270	Fence Cushion	1	
14	030-15319-002	Bracket; Cushion	1	
15	030-15313-004	Paper Stopper; N	1	
16	018-33103-004	Hook Plate	1	
17	018-33105-007	Plate; Fence	1	
18	018-33104-000	Stopper; P.-Rcv.-T.	1	
19	550-21739-102	Seal; Paper Stopper	1	English
19	550-21740-100	Seal; Paper Stopper Pic	1	Picture
19	550-21729-107	Seal; Paper Stopper Ch	1	Chinese
20	030-22046-003	Holder F A'ssy; ACST	1	
21	030-22043-101	Lock Plate F	1	
22	030-22044-108	Lock Plate R	1	
23	030-22042-008	Holder R A'ssy; ACST	1	
24	019-13112-004	Reinforce Plate; P.-RCV.-T.	2	
25	030-04058-100	Seal; AS operation	1	English
25	030-04068-105	Seal; AS operation Pic	1	Picture

No.	Part No.	Part Name	Q'ty	Remark

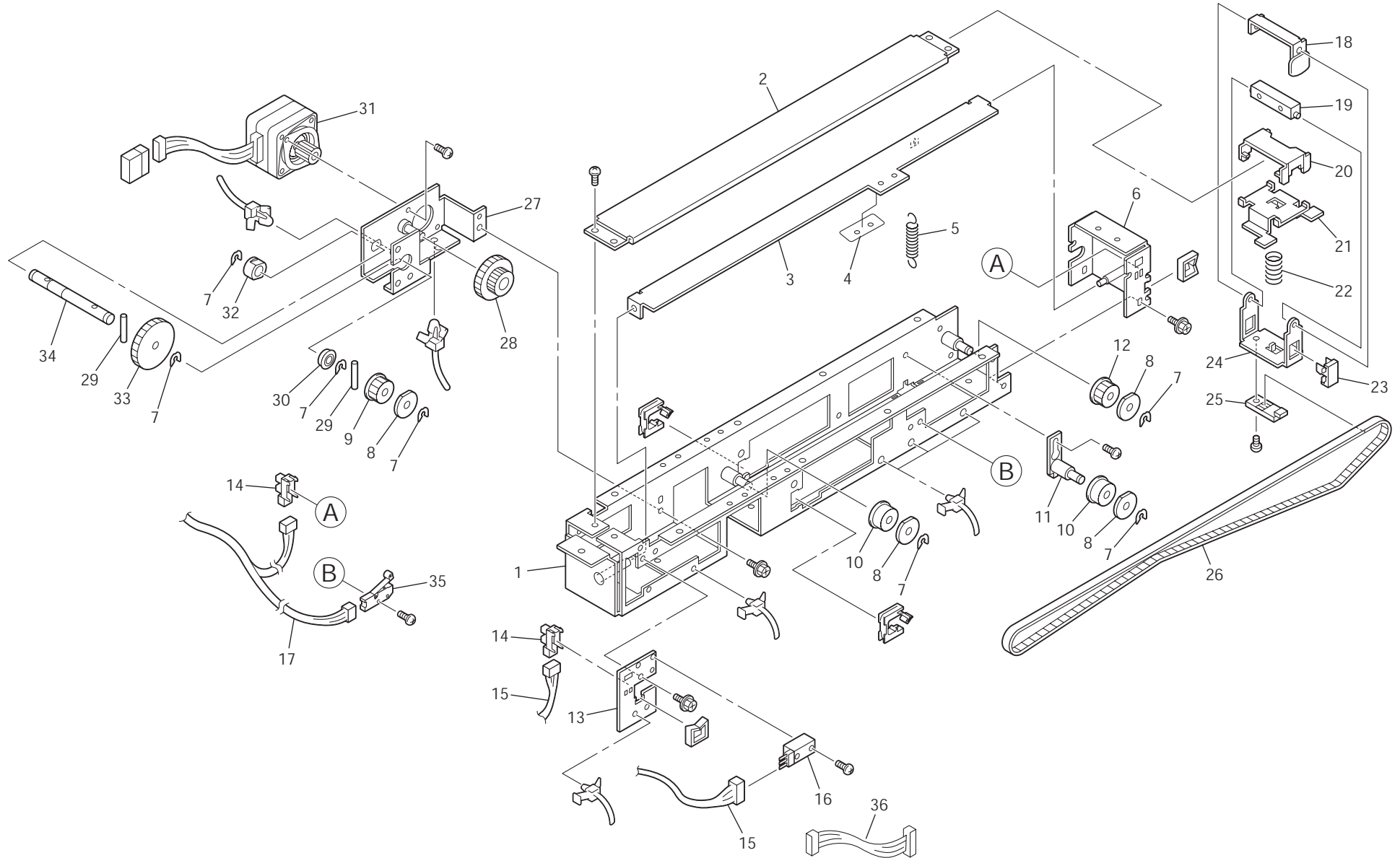
Fig.2 AUTO-CONTROL-STACKING-TRAY (2)



III - 4

Fig.3 AUTO-CONTROL-STACKING-TRAY (3)

9 - III



INDEX (AUTO CONTROL STACKING TRAY)

Part No.	Part Name	Q'ty	Page	Unit Value
030-22038-000	Frame; Cover	1	3	
018-33103-004	Hook Plate	1	3	
018-33104-000	Stopper; P.-Rcv.-T.	1	3	
018-33105-007	Plate; Fence	1	3	
018-33151-106	Fence Cushion	1	3	
019-13112-004	Reinforce Plate; P.-RCV.-T.	2	3	
019-13115-305	Flap; P.-Rcv.-T.	16	3	
030-15311-206	Paper Guide F; P.-Rcv.-T.	1	3	
030-15312-202	Paper Guide R; P.-Rcv.-T.	1	3	
030-15313-004	Paper Stopper; N	1	3	
030-15316-003	Cover; Flap Holder	4	3	
030-15317-107	Flap Holder	4	3	
030-15319-002	Bracket; Cushion	1	3	
030-21048-002	Slider	2	5	
030-21048-002	Slider	1	7	
030-22000-003	Rail; End Fence	1	7	
030-22001-000	Rail; Side Fence	2	5	
030-22002-006	Pulley; 2	5	5	
030-22002-006	Pulley; 2	2	7	
030-22003-002	Pulley; 3	2	7	
030-22004-009	Pulley; 4	2	5	
030-22006-001	Clamp; Belt	2	5	
030-22007-008	Flange	7	5	
030-22007-008	Flange	4	7	
030-22008-004	Tension Bracket	2	5	
030-22008-004	Tension Bracket	1	7	
030-22009-000	Bracket; Belt 1	1	7	
030-22010-009	Bracket; Belt 2	2	5	
030-22011-102	Block; Fence	2	5	
030-22011-102	Block; Fence	1	7	
030-22012-001	Shaft; 5 End	1	7	
030-22014-004	Gear; 1 End	1	7	
030-22015-000	Gear; 1 Side	1	5	
030-22016-007	Gear; 2 End	1	7	
030-22017-003	Gear; 2 Side	1	5	
030-22018-000	Bracket; Slider; End	1	7	
030-22019-006	Actuator Bracket	1	7	
030-22020-004	Bracket; Sensor 1	2	7	
030-22021-000	Plate; Switch	1	7	
030-22022-007	Clamp; Belt; End	1	7	
030-22023-003	Plate; Switch; End	1	7	
030-22024-107	Plate; Switch; Side	2	5	
030-22025-006	Spring; Slider; End	1	7	
030-22026-002	Spring; Slider	2	5	
030-22027-009	Spring; End SW	1	7	
030-22028-005	Bracket; SW	1	3	
030-22029-001	Stepped Screw; M4x6	2	5	
030-22030-000	Bracket; Harness Clamp	1	5	
030-22031-006	Tension Spring; Side	2	5	
030-22032-002	Bracket; Slider; Side	2	5	
030-22034-005	Gear Box; End	1	7	
030-22035-001	Gear Box; Side	1	5	
030-22036-008	Frame; Side Fence	1	5	

INDEX (AUTO CONTROL STACKING TRAY)

030-22037-004	Bracket; PCB	1	5	
030-22039-009	Actuator; Fence SW	1	7	
030-22042-008	Holder R A'ssy; ACST	1	3	
030-22043-101	Lock Plate F	1	3	
030-22044-108	Lock Plate R	1	3	
030-22046-003	Holder F A'ssy; ACST	1	3	
030-22047-000	Plate; Catch	1	3	
030-50536-008	AF-CTRL-PCB	1	5	
030-51091-107	AF-I/F Cable	1	5	
030-51186-000	AF Harness; Side Motor	1	5	
030-51187-007	AF Harness; Ass'y Sensor 1	1	5	
030-51187-007	AF Harness; A'ssy Sensor 1	1	7	
030-51188-003	AF Harness; Ass'y Sensor 2	1	5	
030-51188-003	AF Harness; A'ssy Sensor 2	1	7	
444-02000-004	D3M-01-3	2	5	
444-12000-002	D3M-01L2-3	1	7	
490-33013-000	17PM-K046-G1ST	1	5	
490-33013-000	17PM-KO46-G1ST	1	7	
550-21729-107	Seal; Paper Stopper Ch	1	3	
550-21739-102	Seal; Paper Stopper	1	3	
550-21740-100	Seal; Paper Stopper Pic	1	3	